

BEST PRACTICE FOR INTERNATIONAL DATA DISCOVERY: IN CASE OF EAST ASIAN COUNTRIES

FRB Beyond the Number 2016
Jungwon Yang
10/08/2016

WHO I AM

Jungwon Yang

International Government Information and
Public Policy Librarian

University of Michigan

yangjw@umich.edu

Studied political science & Library
Information Science

International political Economy, International
organization, & Asian politics

Information seeking behavior of academic
researchers, International geospatial data
discovery, research data services



TODAY'S TOPIC

International data discovery, esp. East Asian countries

- China, Korea, and Japan
- National/sub-national census/economic statistics
- Survey data
- Historic data

NATIONAL LEVEL DATA

CHOICE OF DATABASE : NO-DATABASE-FITS-ALL!

- Time
 - Current Data vs. Historic Data
- Region
 - Individual country, region (OECD, Africa, developing countries), worldwide
- Subject
 - Economic (trade), political, social, labor etc.
- Research methods
 - Charts, Statistical analysis, GIS map creation.
 - PDF vs. Excel, CSV

TIME

- Important number : 1949, 1960, 1992
- Why?

TIME

- Important number : 1949, 1960, 1992
- Why?
 - The Impact of WWII : 1945-1948
 - Independence of African Countries : 1960-1965
 - New Eastern European Countries : 1989-1992
- Democratization is matter!
 - Election data of Authoritarian Regime?
 - Background Information

TODAY'S TOPIC

International data discovery, esp. East Asian countries

Be aware of

- Accessibility
- Reliability
- Copy right and License Agreement

NATIONAL LEVEL DATA

International Governmental Organizations Database

- [OECD iLibrary](#)
- [IMF Data](#), esp. International Financial Statistics
- [World Bank's World Development Indicators \(WDI\) archives](#)
- [United Nations Commodity Trade Statistics \(COMTRADE\)](#)

OECD ILIBRARY

- Aka. Organisation for Economic Co-operation and Development
- Originally Economic organization
- Good resource for economic data of developed countries and some developing countries
 - e.g. China, India, Brazil, and Indonesia
- Publication : Open to public
- Statistics : Subscription only
- Quarterly and Yearly data are available

What's in the News



ITF Transport Outlook 2015

The *ITF Transport Outlook* examines the development of global transport volumes and related CO2 emissions and health impacts through to 2050.



Economic Policy Reforms 2015

This publication is the OECD's annual report highlighting developments in structural policies in OECD countries and the key emerging economies.

Coming soon

Examens environnementaux de l'OCDE :
Islande 2014

Examens environnementaux de l'OCDE :
Suède 2014

Le vélo, santé et sécurité

African Central Government Debt 2014
Statistical Yearbook

Governing the City

[More forthcoming titles](#)

You can
browse the
list of
statistics
from here

IMF DATA

International Monetary Fund

- Special agency of United Nations

Four amigos

- Balance of Payment Statistics (BOP)
- Direction of Trade Statistics (DOT)
- Government Financial Statistics (GFS)
- International Financial Statistics (IFS)

GDP and Population data : **1949**- Present

WDI

- Open to Public
- Time : 1960-Present
- Demographic data for countries all around world
- Yearly data only
- [WDI Data Archives \(beta\)](#)
 - International Debt Statistics
 - UNCTAD-Trade Analysis Information Systems (TRAINS)

TRADE DATA

■ UN COMTRADE

- Contains over 170 countries' annual international trade statistics data detailed by commodities and partner countries.
- Time series of data for reporter countries starts as far back as 1962 and goes up to the most recent completed year.
- Open to public with limitation of data size

■ Correlates of War (COW) Bilateral Trade Data

- Provides bilateral trade flows between states for the period 1870-2009.
- Hosted by Katherine Barbieri, University of South Carolina, and Omar Keshk, Ohio State University.
- Open to public

SUB-NATIONAL DATA

SUB-NATIONAL LEVEL DATA : CHINA

- Data Collection

- The National Bureau of Statistics of China (NBS) collects sub-national statistics

- Data Distribution

- **Fee-based database**
 - The China Knowledge Resource Integrated (CNKI)
 - China Data Center (ICPSR, University of Michigan)
 - Soshoo

SUB-NATIONAL LEVEL DATA : CHINA

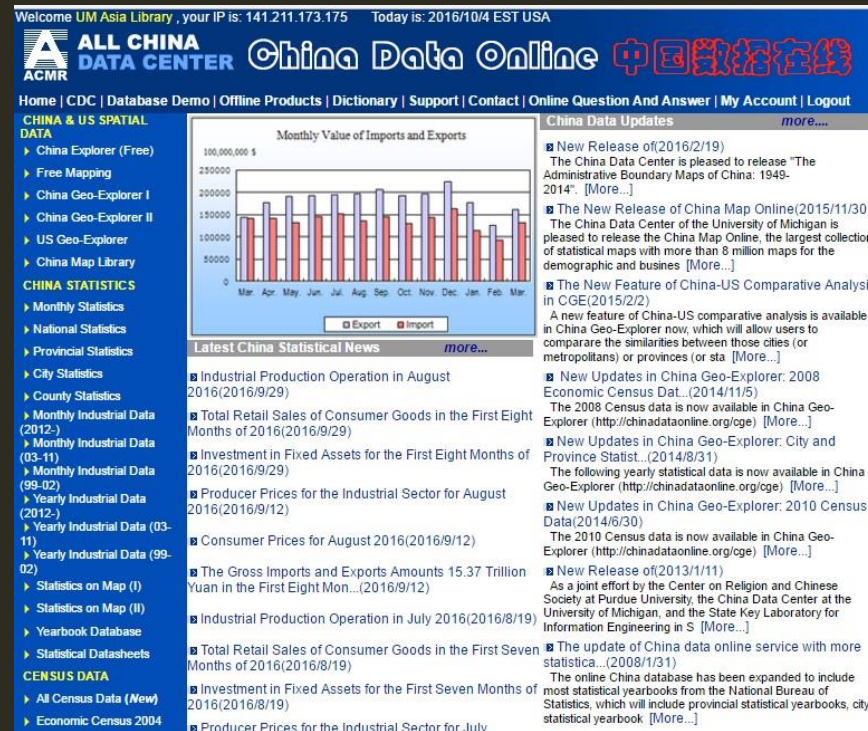
- Population census : 1953, 1964, 1982, 1990, 2000, 2010
- Industrial Census 1950, 1985, 1995
- The Third Industry Census 1993
- Basic Unit census 1996, 2001
- Economic census 2004, 2008, 2013
- R&D resource census 2000, 2009
- Agriculture census 1997, 2007, 2016

CHINA: ECONOMIC CENSUS DATA

- Business unit
 - Legal unit: Enterprise, Government, Non-profit
 - Economic unit: Manufacture, Service
 - Private: Manufacture, Service
- National-Provincial-City statistics
- 2004, 2008, and 2013 Economic Census data is available (every 5 years)

CHINA: ECONOMIC CENSUS DATA

- 2004 and 2008 economic census data
- U-M China Data Center's [China Data Online](#) and [Geo-explorer II](#)
- China Data Online
 - Monthly industrial data (2003-)
 - Yearly Industrial Data (1999-)
- Subscription only
- English version



CHINA: ECONOMIC CENSUS DATA

- 2013 Economic census data
- 2013 3rd national data is available from CNKI
 - PDF format
- Soshoo
 - Excel format.
- Chinese only
- Subscription only
- National level data only

SUB-NATIONAL LEVEL DATA : KOREA

Korean Statistical Information Services (KOSIS)

Population

Income/wage

Employment

Finance

Welfare

Education

Environment

- Open to public

Sub-national level Data : Korea

Korean Statistical Information Services (KOSIS)

English version vs. Korean version

Coverage : e.g. population 1970 vs. 1925

Annual vs. Yearly, Quarterly, Monthly

The screenshot shows the English version of the KOSIS website. The header includes the KOSIS logo and navigation links: HOME, USER GUIDE, SITEMAP, and KOREAN. Below the header is a search bar and a 'Statistical Database' section with a list of categories: Population/Household, Employment/Labor/Wage, Price/Household Income And Expenditure, Health/Society/Welfare, Environment, Agriculture, Forestry And Fishery, Mining And Manufacturing Industry/Energy, Construction/Housing/Land, Transportation/Information And Communication, Wholesale and Retail Trade/Service Industry, Economy/Corporate Business/Company, National Accounts/Regional Accounts/National Wealth, Finance/Banking/Insurance, Trade/Foreign Exchange/Balance Of Payments, and Education/Culture/Science. A 'Click KOSIS' section on the left provides a brief overview of the site's purpose. A 'Major Indicators of Korea' section on the right displays key statistics: Employment-Population Ratio (60.4%), Unemployment Rate (2.7%), GDP (Volume) (2,559 ten thousand won), and Per Capita GNI (at current pri., '12) (2,559 ten thousand won).

The screenshot shows the Korean version of the KOSIS website. The header includes the KOSIS logo and navigation links: HOME, USER GUIDE, SITEMAP, and KOREAN. Below the header is a search bar and a 'Statistical Database' section with a list of categories: Population/Household, Employment/Labor/Wage, Price/Household Income And Expenditure, Health/Society/Welfare, Environment, Agriculture, Forestry And Fishery, Mining And Manufacturing Industry/Energy, Construction/Housing/Land, Transportation/Information And Communication, Wholesale and Retail Trade/Service Industry, Economy/Corporate Business/Company, National Accounts/Regional Accounts/National Wealth, Finance/Banking/Insurance, Trade/Foreign Exchange/Balance Of Payments, and Education/Culture/Science. A 'Click KOSIS' section on the left provides a brief overview of the site's purpose. A 'Major Indicators of Korea' section on the right displays key statistics: Employment-Population Ratio (60.4%), Unemployment Rate (2.7%), GDP (Volume) (2,559 ten thousand won), and Per Capita GNI (at current pri., '12) (2,559 ten thousand won).

SUB-NATIONAL LEVEL DATA : KOREA

The Bank of Korea's Economic Statistics System (ECOS)

Korean vs. English version

Monthly/Quarterly/ Yearly data Available

Excel & CVS file format

KOSIS vs. ECOS

E.g. Consumer Price Index of Fresh fruits (1990-2016) vs. CPI of Apple (1965- present)

SUB-NATIONAL LEVEL DATA : JAPAN

□ Statistics Japan

- Population and Households
- Labor and Wages
- National Accounts (from Ministry of Internal Affairs and Communications)
- Business Activities
- Prices
- Information and Communication/Science and Technology
- Housing and Estate
- Family income and Expenditure
- Culture
- Region
- Statistical Compendia

English version / Excel file

STATISTICS JAPAN

- Business Activities
 - Economic Census
 - Establishment and Enterprise Census
 - Survey on service Industries
 - Unincorporated Enterprise Survey
 - Monthly Survey on Service Industries

Family Income and Expenditure

National Survey of Family Income and Expenditure (every 5 years)

National Income and Expenditure Survey for one-person households (2011)

- Japan Statistics Yearbook (2011-2016)

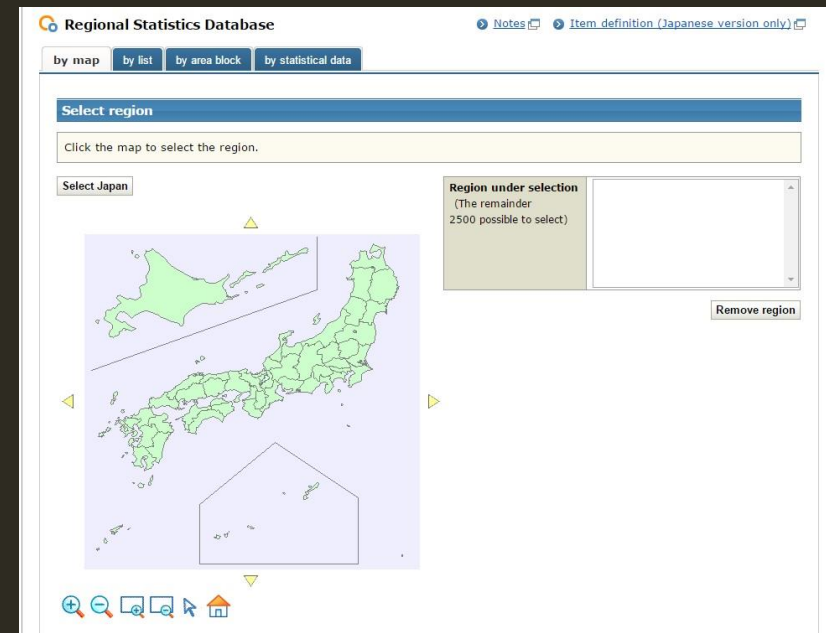
SUB-NATIONAL LEVEL DATA : JAPAN

- Regional Statistics (e-Stat)

- Major statistics of prefectures and municipalities in Japan.
- Time-series data can be downloadable.
- English version.

- Bank of Japan Statistics

- Currency
- Financial markets
- Financial Institutions Accounts
- Payment and Settlement
- Balance of Payment



TANKAN

Part of Bank of Japan Statistics

- TAKAN is the short-term economic survey of enterprises in Japan
- Indicator of the status of the Japanese economy

TANKAN
Home > Statistics > TANKAN

TANKAN
Releases Long-Term Time-Series Data Explanation Notices of Changes and Corrections

Releases
Summary

Date	Detail	Data
Oct. 9, 2016	September 2016 Survey	ZIP 431KB
Oct. 9, 2016	September 2016 Survey	PDF 525KB

[List of TANKAN \(Summary\)](#)

Outline

Date	Data
Oct. 9, 2016	September 2016 Survey

Outline of Statistics and Statistical Release Schedule
Bank of Japan Statistics
Currency

BOJ Time-Series Data Search
Releases Scheduled
Statistical Releases Scheduled

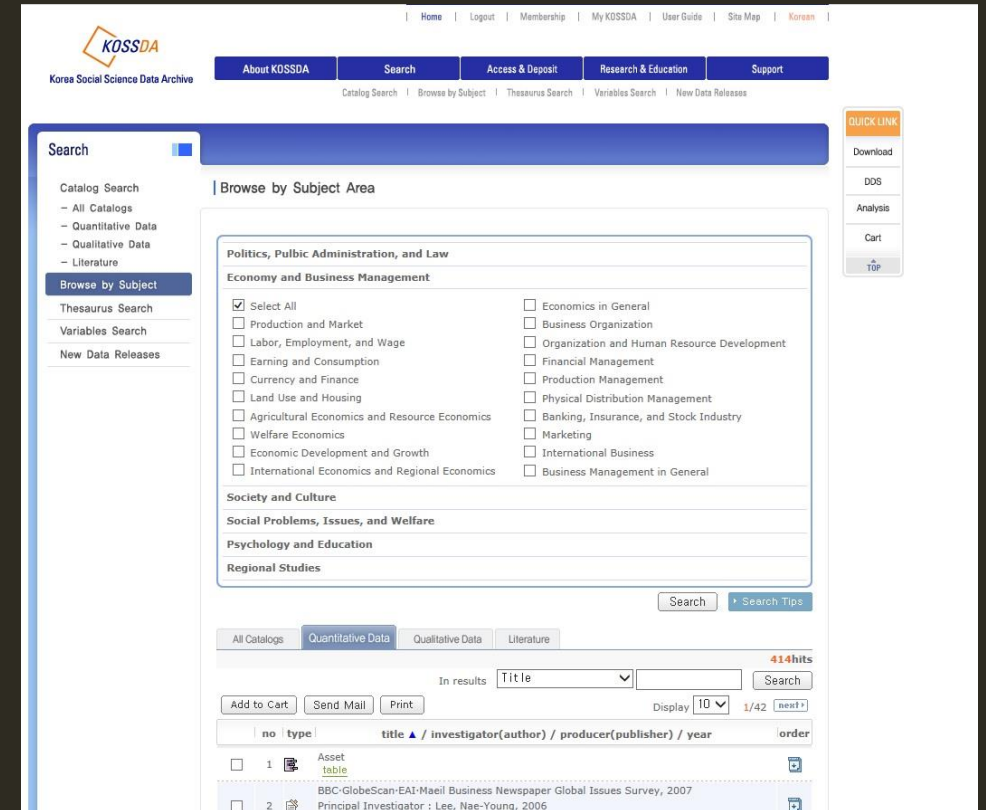
日本語

PUBLIC OPINION DATA

Korea

Korean Social Science Data Archive (KOSSDA)

- Seoul National University
- Korean and English version
- Qualitative and Quantitative survey data
- Do not use Chrome /Firefox. **Internet Explorer only.**



PUBLIC OPINION DATA

Japan

Center for Social Research and Data Archives

- University of Tokyo
- Japanese version only
- Qualitative and Quantitative survey data
- Data list



HISTORIC DATA

- Japan

- [Historical Statistics of Japan](#) (1868 -2010)
- English
- Excel format

- Korea

- Economic Year book (경제연감, 經濟年鑑) : 1949-1962
- Especially, 1949 and 1955
- Available in [National Assembly Library of Korea](#) and [Naksungdae Institute of Economic Research](#) (Seoul National University)
- Korean only

- [International Historical Statistics](#) (1750-2005)

- Subscription only

SUMMARY

- Government perspective toward census data
- Copyright Law and License Agreement
- Language Barrier
- Some technical problems (e.g. Active X)
- Collaboration with your tech team, copyright librarian, and area experts

