

It's Out There — But Where?: Tracking Down, Sorting Through, and Utilizing Open International Economic Data

Beyond the Numbers
Economics and Data for Information Professionals
Federal Reserve Bank of St. Louis

October 8, 2016

Emily Alford
Jessica Huffman

Who we are

Emily Alford
Indiana University
Social Science Librarian
Government Information & Data

Jessica Huffman
Indiana University
Social Science Librarian
Business/School of Public and Environmental Affairs



LIBRARIES

What we have to say

- ▶ Open international economic information and data
 - ▶ The past, the present, and the future
- ▶ Best bet resources
 - ▶ ... and when to use what
- ▶ Promotion and teaching methods
- ▶ Remaining in-the-know
- ▶ A look ahead



UNdata

- ▶ <http://data.un.org>
- ▶ Launched by the United Nations Statistics Division (UNSD) as part of the 2005 project “Statistics as a Public Good”
- ▶ Geared for students, journalists, decision makers and analysts, and citizens all over the world
- ▶ Official statistics and data produced by countries concerning...
 - ▶ Agriculture
 - ▶ Employment
 - ▶ Energy
 - ▶ Industry
 - ▶ Population
 - ▶ Tourism
 - ▶ Trade ...

UNdata

- ▶ Keyword searches, Advanced Search platform, Database “Explorer”
- ▶ Up to 50,000 records at any one time
- ▶ Record view/table view
- ▶ Access through an SDMX-based web service, as well as several third-party projects currently providing API access to UNdata

Advanced search

Search terms

☐ Include data series content in the search

Statistical Areas

Select all | Select none

- ☒ Afghanistan
- ☒ Africa
- ☒ Åland Islands
- ☒ Albania
- ☒ Algeria
- ☒ All countries
- ☒ American Samoa
- ☒ Andorra

Years

☒ All years in the series

☐ Between and

☐ Years

Sources

Select all | Select none

- ☒ Comtrade (United Nations Statistics Division)
- ☒ Energy (United Nations Statistics Division)
- ☒ Environment Statistics Database (United Nations Statistics Division)
- ☒ FAO Data (Food and Agriculture Organization)
- ☒ Gender Info (United Nations Statistics Division)
- ☒ Global Indicator Database (United Nations Statistics Division)
- ☒ Greenhouse Gas (United Nations Framework Convention on Climate Change)
- ☒ Human Development Indices: A statistical update 2015 (United Nations Development Programme)
- ☒ IPS (International Monetary Fund)
- ☒ Indicators on Women and Men (United Nations Statistics Division)
- ☒ INDSTAT (United Nations Industrial Development Organization)
- ☒ Industry (United Nations Statistics Division)
- ☒ ITU (International Telecommunications Union)
- ☒ Key Indicators of the Labour Market, 7th Edition (International Labour Organization)

UNdata A world of information

Data Glossary Metadata API More

Explorer

Datasets Sources Topics

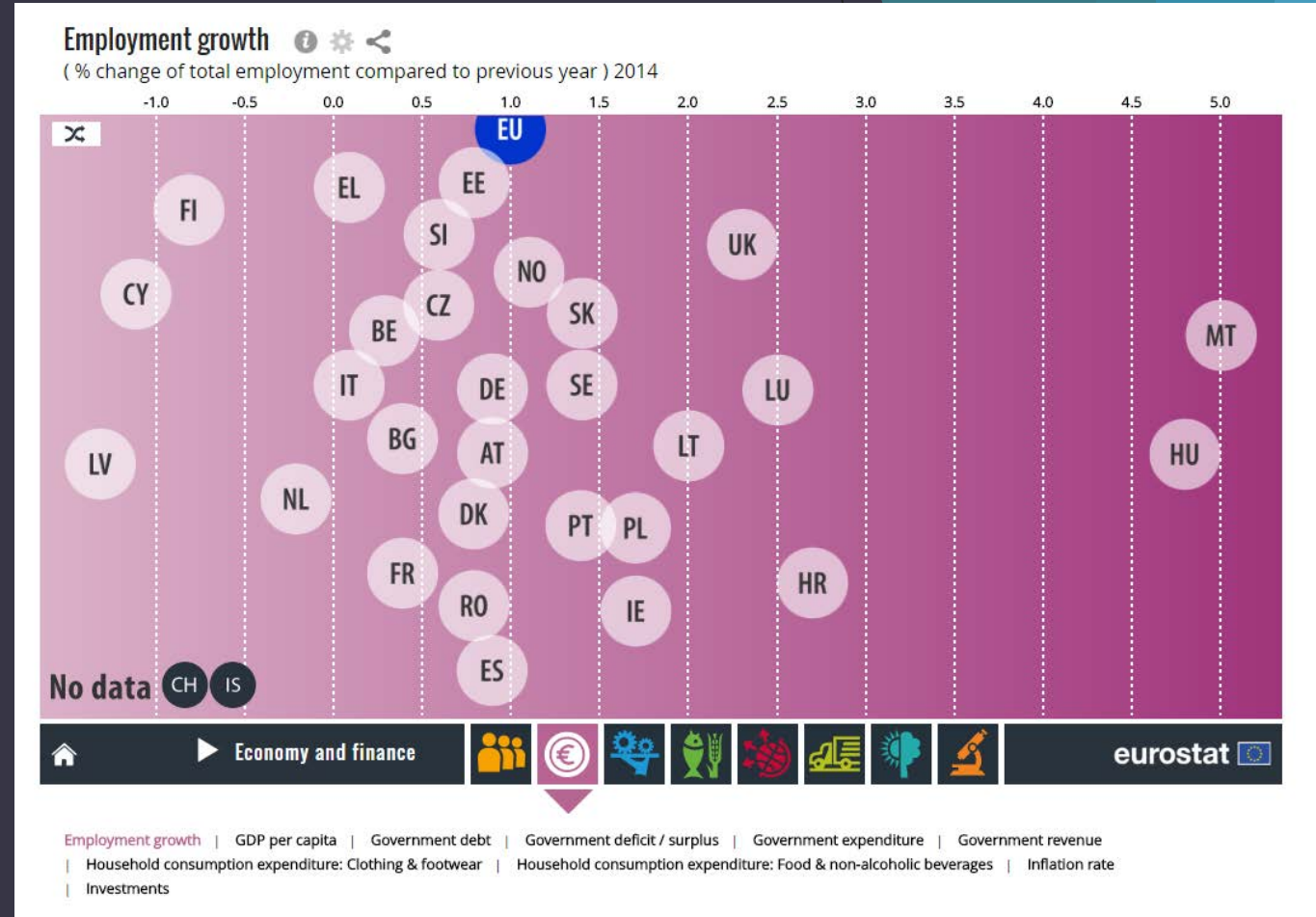
- ☒ Commodity Trade Statistics Database United Nations Statistics Division (UNSD) ⓘ
- ☒ Energy Statistics Database United Nations Statistics Division (UNSD) ⓘ
- ☒ Environment Statistics Database United Nations Statistics Division (UNSD) ⓘ
- ☒ FAO Data Food and Agriculture Organization (FAO) ⓘ
- ☒ Gender Info United Nations Statistics Division (UNSD) ⓘ
- ☒ Global Indicator Database United Nations Statistics Division (UNSD) ⓘ
- ☒ Greenhouse Gas Inventory Data United Nations Framework Convention on Climate Change (UNFCCC) ⓘ
- ☒ Human Development Indices: A statistical update 2015 United Nations Development Programme (UNDP) ⓘ
- ☒ Indicators on Women and Men United Nations Statistics Division (UNSD) ⓘ
- ☒ INDSTAT United Nations Industrial Development Organization (UNIDO) ⓘ
- ☒ Industrial Commodity Statistics Database United Nations Statistics Division (UNSD) ⓘ
- ☒ International Financial Statistics International Monetary Fund (IMF) ⓘ
- ☒ Key Indicators of the Labour Market, 7th Edition International Labour Organization (ILO) ⓘ
- ☒ LABORSTA International Labour Organization (ILO) ⓘ
- ☒ Millennium Development Goals Database United Nations Statistics Division (UNSD) ⓘ ⓘ
- ☒ National Accounts Estimates of Main Aggregates United Nations Statistics Division (UNSD) ⓘ
- ☒ National Accounts Official Country Data United Nations Statistics Division (UNSD) ⓘ
- ☒ OECD Data Organisation for Economic Co-operation and Development (OECD) ⓘ
- ☒ Sustainable Development Goals Indicators United Nations Statistics Division (UNSD) ⓘ ⓘ
- ☒ The State of the World's Children United Nations Children's Fund (UNICEF) ⓘ
- ☒ UIS Data Centre UNESCO Institute for Statistics (UNESCO UIS) ⓘ ⓘ
- ☒ UNAIDS Data Joint United Nations Programme on HIV/AIDS (UNAIDS) ⓘ
- ☒ UNHCR Statistical Database United Nations High Commissioner for Refugees (UNHCR) ⓘ
- ☒ UNODC Homicide Statistics 2012 United Nations Office on Drugs and Crime (UNODC) ⓘ
- ☒ UNSD Demographic Statistics United Nations Statistics Division (UNSD) ⓘ

Eurostat

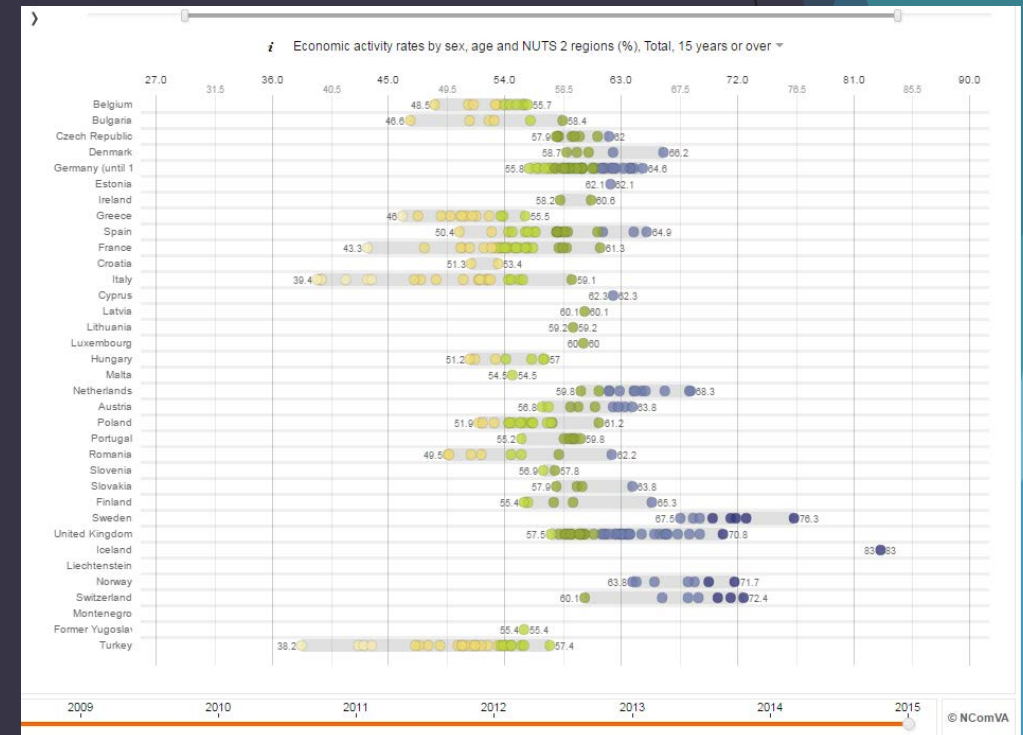
- ▶ [Ec.Europa.eu/Eurostat](https://ec.europa.eu/eurostat)
- ▶ Initially established to meet the needs of the Coal and Steel Community in 1953
- ▶ Processes and publishes comparable and high quality statistical information on a wide variety of topics at the European level
- ▶ Information on national accounts, prices, and key indicators
- ▶ Sectoral and regional statistics, social statistics, and global business statistics

Eurostat

- ▶ Economic Trends
- ▶ Government Expenditure in the EU
- ▶ Inflation Dashboard
- ▶ My Country in a Bubble
- ▶ Statistical Atlas

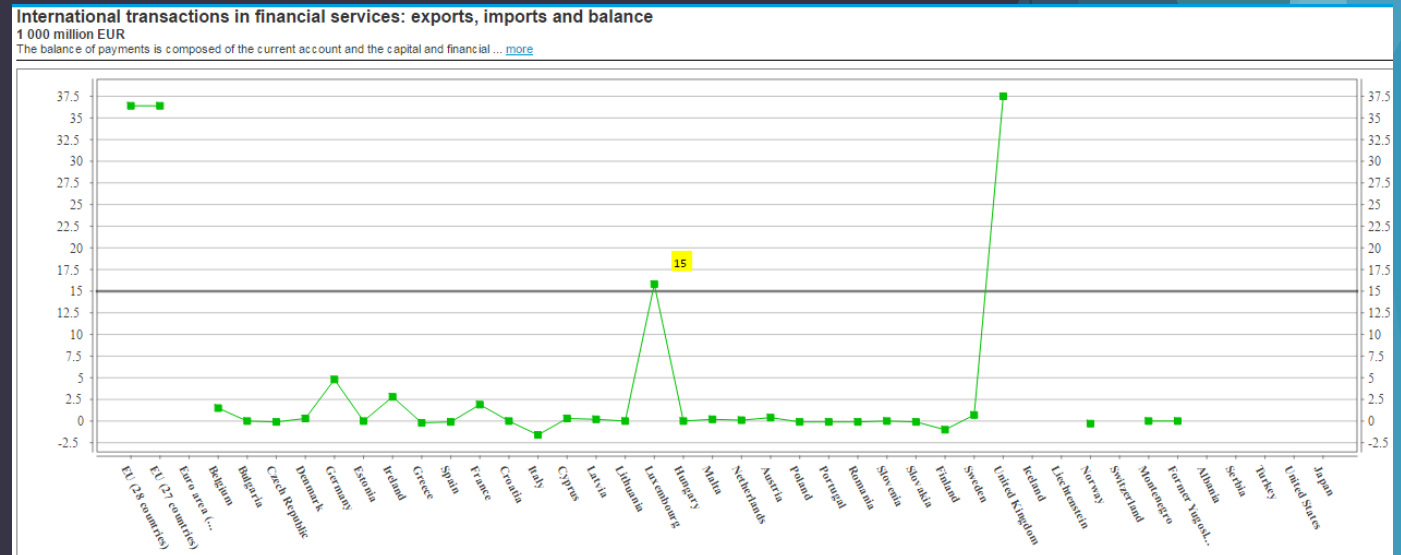
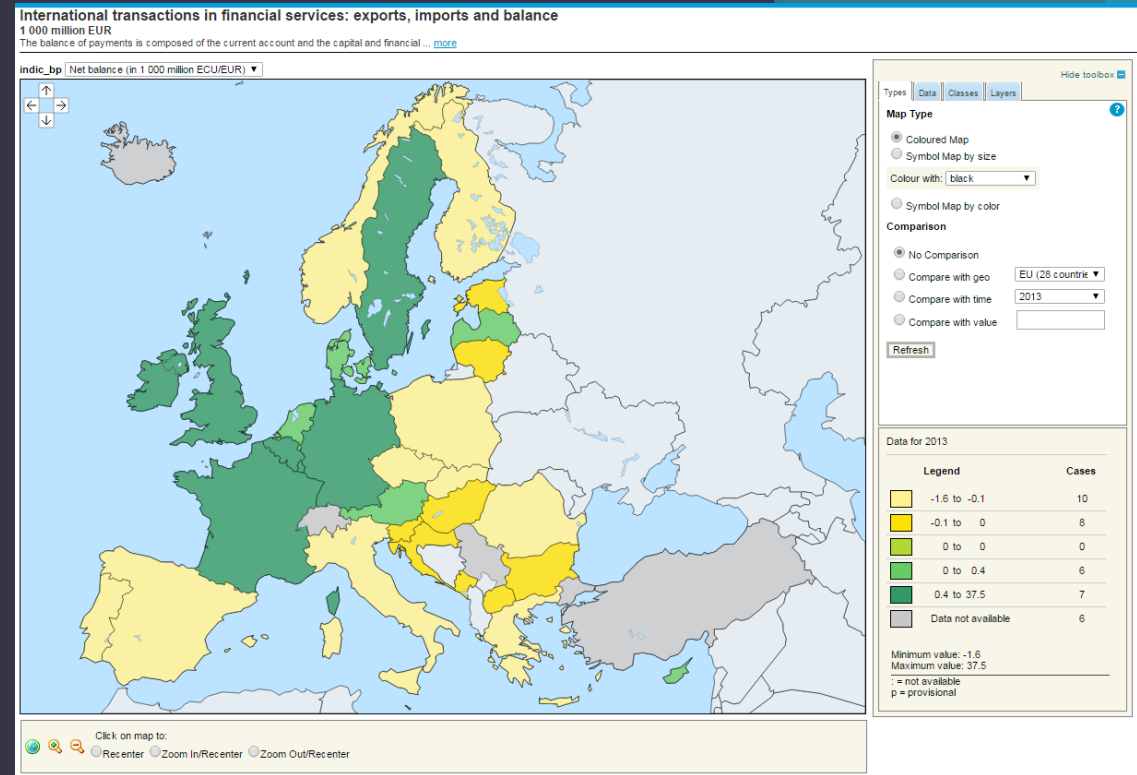


- ▶ Statistics Illustrated
- ▶ Regional Statistics Illustrated
- ▶ Inflation Statistics Illustrated
- ▶ Europe 2020 Statistics Illustrated



Eurostat

- ▶ Data Explorer
- ▶ Tables, graphs, and maps
- ▶ Other extraction tools
- ▶ Mobile apps



World Bank Open Data

- ▶ [Data.worldbank.org](https://data.worldbank.org)
- ▶ Coordinated by the Development Data Group at the World Bank, with input from the Bank's regions and Global Practices.
- ▶ Finding, managing, and utilizing of World Bank data, including access to macro, financial, and sector databases.
- ▶ Primarily classified by geographic regions, income groups, and operational lending categories.
- ▶ Data consistency, changes in terminology, aggregation rules, growth rates, and various conversion factors.

World Bank Open Data

- ▶ World Development Indicators
- ▶ Browse and analyze raw data concerning the World Bank Group's financing,
 - ▶ Information on disbursements and management of global funds.
- ▶ Historical information regarding all of the World Bank's lending projects ranging from 1947 to the present time.
- ▶ Open data catalog



Economy | 4.16 World Development Indicators: Exchange rates and prices

| | Official exchange rate | | | Purchasing power parity (PPP) conversion factor | | | | Ratio of PPP conversion factor to market exchange rate | | | | Real effective exchange rate | | | GDP implicit deflator | | | Consumer price index | | | Wholesale price index | | |
|------------------------|----------------------------|----------|-----------|---|-----------|---------|---------|--|-----------|------|------|------------------------------|-------|-------|-------------------------|-----------|---------|-------------------------|-----------|-------|-------------------------|-----------|-------|
| | local currency units to \$ | | | local currency units to international \$ | | | | | | | | Index 2010 = 100 | | | average annual % growth | | | average annual % growth | | | average annual % growth | | |
| | 2000-2014 | 2013 | 2014 | 2000-2014 | 2000-2014 | 2013 | 2014 | 2000-2014 | 2000-2014 | 2013 | 2014 | 2000-2014 | 2013 | 2014 | 1990-2000 | 2000-2014 | 2014 | 1990-2000 | 2000-2014 | 2014 | 1990-2000 | 2000-2014 | 2014 |
| Afghanistan | 55.38 | 57.25 | 9.6 | 5.8 | 19.0 | 18.8 | 4.6 | 0.3 | 0.3 | -- | -- | -- | -- | -- | 8.0 | 248.7 | -- | 7.4 | 133.1 | -- | -- | -- | |
| Albania | -2.22 | 105.67 | 105.48 | 41.9 | 0.4 | 44.8 | 43.3 | 2.6 | 0.4 | 0.4 | -- | -- | -- | -- | 38.1 | 2.9 | 187.2 | 27.8 | 2.8 | 109.4 | -- | 3.3 | 102.5 |
| Algeria | 0.08 | 79.37 | 80.58 | 16.3 | 5.9 | 31.6 | 31.0 | 5.8 | 0.4 | 0.4 | -0.8 | 103.3 | 105.4 | 18.4 | 8.1 | 4,051.6 | 17.3 | 4.0 | 120.9 | -- | 3.6 | 106.1 | |
| American Samoa | -- | -- | -- | -- | -- | -- | -- | -- | -- | -- | -- | -- | -- | -- | -- | -- | -- | -- | -- | -- | -- | -- | |
| Andorra | -- | -- | -- | -- | -- | -- | -- | -- | -- | -- | -- | -- | -- | -- | 4.5 | 2.4 | 134.1 | -- | -- | -- | -- | -- | |
| Angola | 11.19 | 96.52 | 98.30 | 2.0 | 23.3 | 72.4 | 70.3 | 10.9 | 0.8 | 0.7 | -- | -- | -- | -- | 740.8 | 25.9 | 760.6 | 578.7 | 25.9 | 146.0 | -- | -- | |
| Antigua and Barbuda | 0.00 | 2.70 | 2.70 | 1.8 | -0.2 | 1.7 | 1.6 | -0.2 | 0.6 | 0.6 | -1.1 | 102.1 | 99.5 | 3.0 | 1.9 | 112.6 | -- | 2.3 | 109.3 | -- | -- | -- | |
| Argentina | 1.13 | 5.46 | 8.08 | -- | -- | 2.7 | -- | -- | -- | -- | -- | -- | -- | -- | 5.2 | 17.3 | 507.1 | -- | -- | 105.5 | 0.1 | 14.4 | 187.8 |
| Armenia | -3.17 | 409.63 | 415.92 | 144.9 | 2.4 | 196.8 | 198.9 | 5.8 | 0.5 | 0.5 | 3.2 | 98.0 | 101.8 | 212.5 | 4.6 | 234.3 | 66.7 | 4.8 | 120.3 | -- | 4.7 | 130.9 | |
| Aruba | 0.00 | 1.79 | 1.79 | -- | -- | 1.3 | -- | -- | 0.7 | -- | -- | -- | -- | -- | 2.4 | 4.6 | -- | 3.8 | 3.0 | 102.9 | -- | -- | -- |
| Australia | -4.44 | 1.04 | 1.11 | 1.3 | 1.0 | 1.4 | 1.5 | 5.8 | 1.5 | 1.3 | 3.4 | 105.2 | 100.1 | 1.6 | 3.7 | 100.0 | 2.1 | 2.8 | 110.4 | 1.1 | 2.7 | 107.2 | |
| Austria | -- | -- | -- | 0.9 | -0.9 | 0.8 | 0.8 | 2.0 | 1.1 | 1.1 | 0.3 | 101.0 | 102.3 | 1.7 | 1.8 | 107.2 | 2.2 | 2.0 | 109.7 | 0.3 | 2.4 | 107.6 | |
| Azerbaijan | 7.4 | 0.78 | 0.78 | 0.2 | 7.0 | 0.4 | 0.4 | 8.8 | 0.5 | 0.4 | -- | -- | -- | -- | 203.0 | 9.2 | 281.5 | -- | -- | -- | -- | -- | |
| Bahamas, The | 0.00 | 1.00 | 1.00 | 1.0 | -0.7 | 1.0 | 0.9 | -0.7 | 1.0 | 0.9 | -1.1 | 98.4 | 98.6 | 5.6 | 1.4 | 106.6 | 2.1 | 2.2 | 107.2 | -- | -- | -- | |
| Bahrain | 0.00 | 0.38 | 0.38 | 0.1 | 3.5 | 0.2 | 0.2 | 3.5 | 0.6 | 0.5 | -2.8 | 98.4 | 100.7 | 1.1 | 5.7 | 113.0 | 0.8 | 2.1 | 108.6 | -- | -- | -- | |
| Bangladesh | 78.10 | 77.84 | 15.7 | 4.1 | 25.9 | 27.0 | 1.0 | 0.3 | 0.3 | -- | -- | -- | -- | -- | 5.8 | 6.3 | 173.6 | 5.5 | 7.2 | 135.3 | -- | -- | -- |
| Barbados | 0.00 | 2.00 | 2.00 | -0.2 | 1.9 | 1.9 | -0.2 | 1.0 | 1.0 | -- | -- | -- | -- | -- | 3.3 | 1.9 | 783.9 | 2.5 | 4.7 | 118.7 | -- | -- | -- |
| Belarus | 15.78 | 8,880.05 | 10,224.10 | 57.8 | 23.0 | 3,877.9 | 4,495.8 | 5.7 | 0.4 | 0.4 | -- | -- | -- | -- | 355.1 | 25.6 | 3,781.8 | -- | -- | -- | -- | -- | -- |
| Belgium | -- | -- | -- | 0.9 | -0.6 | 0.8 | 0.8 | 2.2 | 1.1 | 1.1 | 0.6 | 100.4 | 99.7 | 1.8 | 1.8 | 106.2 | 1.9 | 2.2 | 108.0 | 1.2 | 2.8 | 108.5 | |
| Belize | 0.00 | 2.00 | 2.00 | 1.2 | -0.2 | 1.2 | 1.2 | -0.2 | 0.6 | 0.6 | -1.2 | 90.6 | 91.2 | 1.7 | 1.8 | 125.5 | 2.1 | 2.4 | 99.3 | -- | -- | -- | |
| Benin | -2.78 | 494.04 | 494.41 | 201.7 | 0.7 | 225.7 | 219.2 | 3.6 | 0.5 | 0.4 | -- | -- | -- | -- | 9.5 | 2.9 | 123.1 | 8.7 | 3.2 | 109.5 | -- | -- | -- |
| Bermuda | 0.00 | 1.00 | 1.00 | 1.4 | 1.4 | 1.6 | 1.6 | 1.4 | 1.6 | 1.6 | -- | -- | -- | -- | 6.4 | 3.6 | 118.6 | -- | -- | -- | -- | -- | -- |
| Bhutan | 1.47 | 58.60 | 61.03 | 12.3 | 3.3 | 18.8 | 19.9 | 1.8 | 0.3 | 0.3 | -- | -- | -- | -- | 9.3 | 5.5 | 215.5 | 9.2 | 3.9 | 139.8 | -- | -- | -- |
| Bolivia | -0.10 | 6.91 | 6.91 | 1.8 | 5.0 | 3.2 | 3.2 | 5.1 | 0.5 | 0.5 | 1.1 | 113.1 | 122.1 | 8.6 | 7.2 | 561.7 | 8.7 | 5.8 | 128.4 | -- | -- | -- | |
| Bosnia and Herzegovina | -2.78 | 1.47 | 1.47 | 0.7 | -0.1 | 0.7 | 0.7 | 2.7 | 0.5 | 0.5 | -- | -- | -- | -- | 4.1 | 3.3 | 104.1 | -- | 2.4 | 104.7 | -- | -- | -- |
| Botswana | 8.40 | 8.98 | 2.1 | 5.1 | 3.7 | 4.0 | 1.3 | 0.4 | 0.4 | -- | -- | -- | -- | -- | 10.1 | 7.3 | 166.4 | 10.4 | 8.4 | 128.9 | -- | -- | -- |
| Brazil | -1.87 | 2.16 | 2.35 | 0.8 | 5.9 | 1.6 | 1.7 | 7.9 | 0.8 | 0.7 | 4.2 | 87.9 | 87.0 | 212.3 | 8.1 | 301.7 | 199.5 | 6.2 | 126.9 | 204.9 | 8.0 | 128.4 | |
| Brunei Darussalam | -2.97 | 1.25 | 1.27 | 0.5 | 2.7 | 0.7 | 0.7 | 5.9 | 0.5 | 0.6 | -- | -- | -- | -- | 1.3 | 4.9 | 182.6 | 2.2 | 0.8 | 102.7 | -- | -- | -- |
| Bulgaria | -2.77 | 1.47 | 1.47 | 0.5 | 2.0 | 0.7 | 0.7 | 4.9 | 0.5 | 0.5 | 3.1 | 102.0 | 101.4 | 102.2 | 5.1 | 108.2 | 117.5 | 5.3 | 106.7 | 85.7 | 5.5 | 111.0 | |
| Burkina Faso | -2.78 | 494.04 | 494.41 | 194.8 | 0.9 | 221.3 | 216.9 | 3.8 | 0.4 | 0.4 | -- | -- | -- | -- | 3.8 | 3.0 | 146.6 | 5.5 | 2.8 | 107.0 | -- | -- | -- |
| Burundi | 4.62 | 1,555.09 | 1,546.69 | 164.0 | 9.6 | 537.3 | 572.5 | 4.8 | 0.3 | 0.4 | 0.0 | 102.2 | 106.4 | 14.5 | 11.9 | 267.9 | 16.1 | 10.1 | 145.9 | -- | -- | -- | |
| Cabo Verde | -2.78 | 83.05 | 83.11 | 48.8 | -0.2 | 47.4 | 46.2 | 2.6 | 0.6 | 0.6 | -- | -- | -- | -- | -0.3 | 1.9 | 109.3 | 5.5 | 2.6 | 108.5 | -- | -- | -- |

World Bank Open Data

- ▶ DataBank
- ▶ Microdata Library
- ▶ AidFlows
- ▶ Global Consumption Database
- ▶ Open Data Toolkit

Search by Keyword ⓘ

in study description

in variable description

Search **Reset**

Filter by Year

Show studies conducted between 1890 and 2016

Filter by Data Access ⓘ

☒ All

☐ Open data access

☐ Direct data access

☐ Public use data files

☐ Licensed data files

☐ Data available from external repository

☐ Data not available

Filter by Country 187

☒ All

View / Select More

Filter by Collection 17

☒ All

View / Select More

Central Microdata Catalog

Collections **Datasets** Citations

Found 2226 studies out of 2226

Sort results by: Country | Year | Title | Popularity

Showing 1-15 of 2226 studies

1 2 3 4 5 Next »

World Bank Group Country Survey 2015
Afghanistan, 2014-2015

By: Public Opinion Research Group - The World Bank Group
Collection: The World Bank Group Country Opinion Survey Program (COS)
Created on: May 31, 2016 Last modified: Jun 01, 2016

Global Financial Inclusion (Global Findex) Database 2014
Afghanistan, 2014

By: Development Research Group, Finance and Private Sector Development Unit - World Bank
Collection: Global Financial Inclusion (Global Findex) Database
Created on: Oct 28, 2015 Last modified: Oct 29, 2015 Citations: 1

Enterprise Survey 2013
Afghanistan, 2013

By: World Bank
Collection: Enterprise Surveys
Created on: Feb 19, 2014 Last modified: Feb 19, 2014

World Bank Country Survey 2012
Afghanistan, 2012

By: Public Opinion Research Group - The World Bank Group
Collection: The World Bank Group Country Opinion Survey Program (COS)
Created on: Mar 14, 2014 Last modified: Mar 14, 2014

Joint External Debt Hub
Brings together external debt data and selected foreign assets from international creditor/market sources - jointly developed by the Bank for International Settlements (BIS), the International Monetary Fund. See more +
External Debt, Selected Foreign Assets
Last Updated: 09/07/2016

Global Economic Prospects
Examines growth trends for the global economy and how they affect developing countries. The reports include three-year forecasts for the global economy and long-term global scenarios which look ten years into the future.
Poverty Reduction and Global Economy
Last Updated: 01/06/2016

Africa Development Indicators
Africa Development Indicators 2012/13 provides the most detailed collection of data on Africa available in one volume. It contains macroeconomic, sectoral, and social indicators, covering 53 African countries. See more +
Poverty, Education, Africa, Social Development
Last Updated: 02/22/2013

Global Economic Monitor (GEM) Commodities
Collection of monthly commodities prices and indices from 1960 to present, updated on the third working day of each month, as presented in the Commodity Price Data (a.k.a. Pink Sheet), published continuously for more than half a century.
Commodity Price Data
Last Updated: 06/30/2015

Global Economic Monitor (GEM)
Daily updates of global economic developments for high income and developing countries - covers exchange rates, equity markets, interest rates, stripped bond spreads, and emerging market bond indices. See more +
Exchange rates, Equity markets, Interest rates, bond indices
Last Updated: 11/30/2015

The Atlas of Social Protection: Indicators of Resilience and Equity (ASPIRE)
The World Bank's ASPIRE online tool is the most up-to-date compilation of global social protection and labor (SPL) indicators, based on household survey and administrative data from 120 countries—mostly low-income countries. See more +
Last Updated: 07/26/2016

Country Policy and Institutional Assessment
The World Bank's Country Policy and Institutional Assessment is done annually for all its borrowing countries. It has evolved into a set of criteria, which are grouped in four clusters: (a) economic management; (b) financial management; (c) environmental management; and (d) social management. See more +
Last Updated: 07/12/2016

Service Delivery Indicators
The Service Delivery Indicators program is an application of the principles of the 2004 World Development Report Making Services Work for Poor People. The Service Delivery Indicators project is a new Africa-wide. See more +
Last Updated: 11/19/2013

Wealth Accounting
Wealth Accounting supplements macroeconomic indicators, such as Gross Domestic Product (GDP), by measuring the comprehensive wealth of a country. While changes in GDP tell us if growth is occurring, changes in wealth tell us if growth is sustainable. See more +

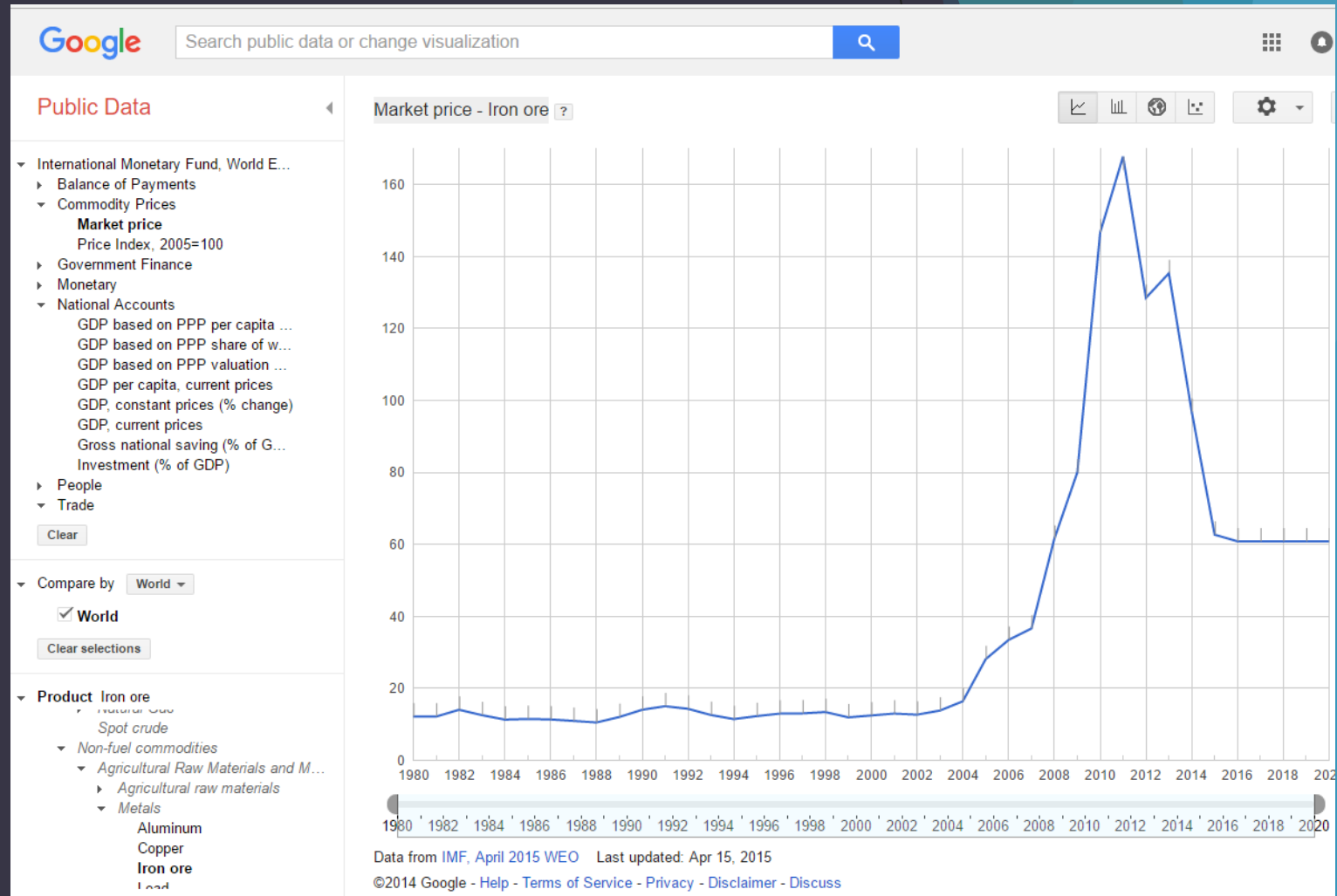
World Bank Group Archives

- ▶ World Bank documentation (1947 to present)
- ▶ Policy/procedure, litigation process, assessment documents
- ▶ Onsite records and digital objects
- ▶ Highlights
 - ▶ Operational Correspondence by Country (includes segmentation)
 - ▶ Negotiations process between WBG and government bodies
 - ▶ Final evaluations of implemented projects
- ▶ Take-away: Context



International Monetary Fund Data and Statistics

- ▶ Currency research
- ▶ Global, Region, Country Stats
- ▶ Financial Access Survey
- ▶ Highlights
 - ▶ Commodity Pricing research
 - ▶ World Economic Outlook
 - ▶ Open Data Visualization Tool
- ▶ Takeaway- Scale



Comparison + Assessment

- ▶ Assessing Resources means Assessing Desired Outcomes
 - ▶ High-level vs. Narrow focus
 - ▶ Determinants: Location, Mission, Context
 - ▶ Example: Researcher tracking effect of commodity dumping...
 - ▶ Emerging Markets: World Bank ; Currency flux: IMF
 - ▶ UNData: Commodity trade statistics by country of origin / country recorded
 - ▶ EuroStat: European market size (by labor) vs US Department of Labor statistics
 - ▶ WTO for litigation process and special reporting
- ▶ Example: Cuban market entry
 - ▶ UNData: Millennium development goals
 - ▶ World Bank data: GDP
 - ▶ World Trade Organization - Tariff Data, Goods Schedules

Promotion and Teaching

- ▶ Collaboration, collaboration, collaboration
- ▶ Showing versus telling
- ▶ When less is truly more



... But how??

- ▶ Resources' resources
 - ▶ Guided searches
 - ▶ Glossary tools
- ▶ Social media
- ▶ Hear it through the grapevine
- ▶ Feedback



A Look Ahead

- ▶ More access. More features. More benefits.
- ▶ Pros > cons
- ▶ Our part as librarians and information professionals



Questions??

Thank you for your time, interest, and attention.

Emily Alford, Indiana University
Jessica Huffman, Indiana University

Photo attributions:

<https://www.flickr.com/photos/amystanley/5186953615/in/photolist-8UmuAK-7LoTKx-fZC4X8-5T8Hjb-qTAWdB-dbquac-CGKcv-9dyoJZ-u92mY-phfkNB-9vVbMR-qHBgiq-qteUmo-oMThzN-sqHfKP-r4jKYh-cRFuE-qgudvy-4YUJ3F-6EuB99-b1sPWT-bLVf7r-dSD4NP-bYXq9u-qJpU2C-q9BRcC-3dPMEz-dJe5W9-9mbHdV-tynHYU-aCuitc-r6C9Tr-y5tBL7-e3vnoB-97Tfjh-84ZSyy-qAGRf4-aj1Kej-qrqvu8-o3vvz7-7kxUgH-qShAdc-5KdLf2-5EXNFz-7zT5g1-xhmtm-dTTUXZ-dSJCdN-fjvx1G-nG4dfs>. 5 October 2016.

<https://www.flickr.com/photos/untilmake/16711546835/in/photolist-rsK3DR-9mgdQX-nZq3sX-7kx2hY-dU6Ra7-4Lx8Lz-drZWxb-65yWcs-7JBoMR-nQhQUC-ieFpiK-bqnMbv-9XuVxJ-nN4rwh-pwV19L-9cfhcJ-8hwUzc-5aYiT6-7zooEV-4feyjs-rdZpV1-5uuwYC-mgfZVe-9rpuo-5zpLMc-86sztE-9J1SQG-bn91Sr-oCD795-9oLFsX-8dN9sf-f54gtt-7hQZEw-4HGVCg-GmsTpS-e5GECW-ha98nw-o7MYpY-gQ4w5D-rbThgZ-8Z3YSA-66dZcp-jK7GDV-hb7VU9-6GPA5h-55PpoZ-AcoJAU-brppUj-fSAqKM-9vYpnw>. 5 October 2016.

<https://www.flickr.com/photos/jeffdjevdet/25250175003/in/photolist-EtgKjT-8zQSNP-nMZuS4-9AcngU-pMBX6k-pyKgLb-6bk484-8bi1EK-29tefu-51hAFv-idzfbN-eMmWtt-cFTmDq-9RHyio-9SuWM-dhcYmY-m5heik-91Wa4c-qiwpvR-2e7bZv-dzMMBa-6EBTmq-a64jU5-9mR49k-2cjeoq-6YE3JE-aPqwCg-6JO3CJ-hEXwvg-bMTtXx-7iJ3G7-dgZaYg-ajdACy-97yKSD-oSTJvp-afJiea-dBD9fw-9X3jEd-pos436-9roN1Z-qaf1g6-bmDGDW-8LPb3f-akJDCy-apyJvB-icbzd-91ZgDE-bqtvCV-eesqrm-a2nQpN>. 5 October 2016.

<https://www.flickr.com/photos/107489497@N06/10670629035/in/photolist-hfVLfF-fFHvzz-bW3p2q-9X58Fz-q4PFYA-anY9Fv-rmQ8Rn-eZ4FH9-9794hV-85pGUE-cQZ9xb-47p952-cQZ9FC-H1wfcH-qjHTjj-ar32da-cK71JY-pMgfJp-FxhzBa-fgnpj-aa28fL-a2DK5X-9YcLct-qLyS67-shU1HX-htKFAT-cQZ8C9-2oNyCn-aq4eZL-Am2jtX-cQZ9mw-4eQgLi-x8yMVj-nH9tV1-cQZ8sq-pu4td2-BB7bKQ-DUsNpD-cQZ9df-bmGdWb-pMjEe2-93e3HH-kYM8ZV-awfFdx-nzSW-aC2fw9-6AX7aq-cQZ8KE-8MAX3s-awUd2f>. 5 October 2016.