



BUREAU OF THE

Fiscal Service

U.S. DEPARTMENT OF THE TREASURY

Federal Financial Data Solutions for Librarians, Researchers and Students

Alicia Shroff, FIR Agency Outreach

Contents



Who Manages Federal Financial Data?

The U.S. Department of the Treasury, Bureau of the Fiscal Service designed and administers the [transparency.treasury.gov](https://www.transparency.treasury.gov) site to provide usable, easy-to-understand information about the billions of financial transactions processed by Treasury each year. This site was established as part of the federal government's initiative to create more transparency and openness in the federal government. Transparency fosters accountability, promotes effective and efficient operations, encourages citizen participation, and helps to increase trust and confidence in the federal government.

Data + Use = Value

Websites

Transparency.Treasury.gov



USAspending.gov



Who We Help

Librarian/Researcher



Anna

I seek data that **challenges or confirms my model**. With a career in academia I want to find the data in one place and organized in a way that I can relate to. I'll notice if the data quality is questionable. I seek to understand the subject matter thoroughly.


Congressional Reporter



Curtis

I pursue timely **government reports that have drill-down capability**. As a journalist I want to be able to share information through multiple media channels. My tight schedule limits the time I have to search multiple sites for data.

Repurposer



Cameron

I build my project using **the latest technology**. I will access the data in real-time through the outbound API. As a developer I want to create applications that visualize debt and spending data. I will not use websites with poor API documentation.

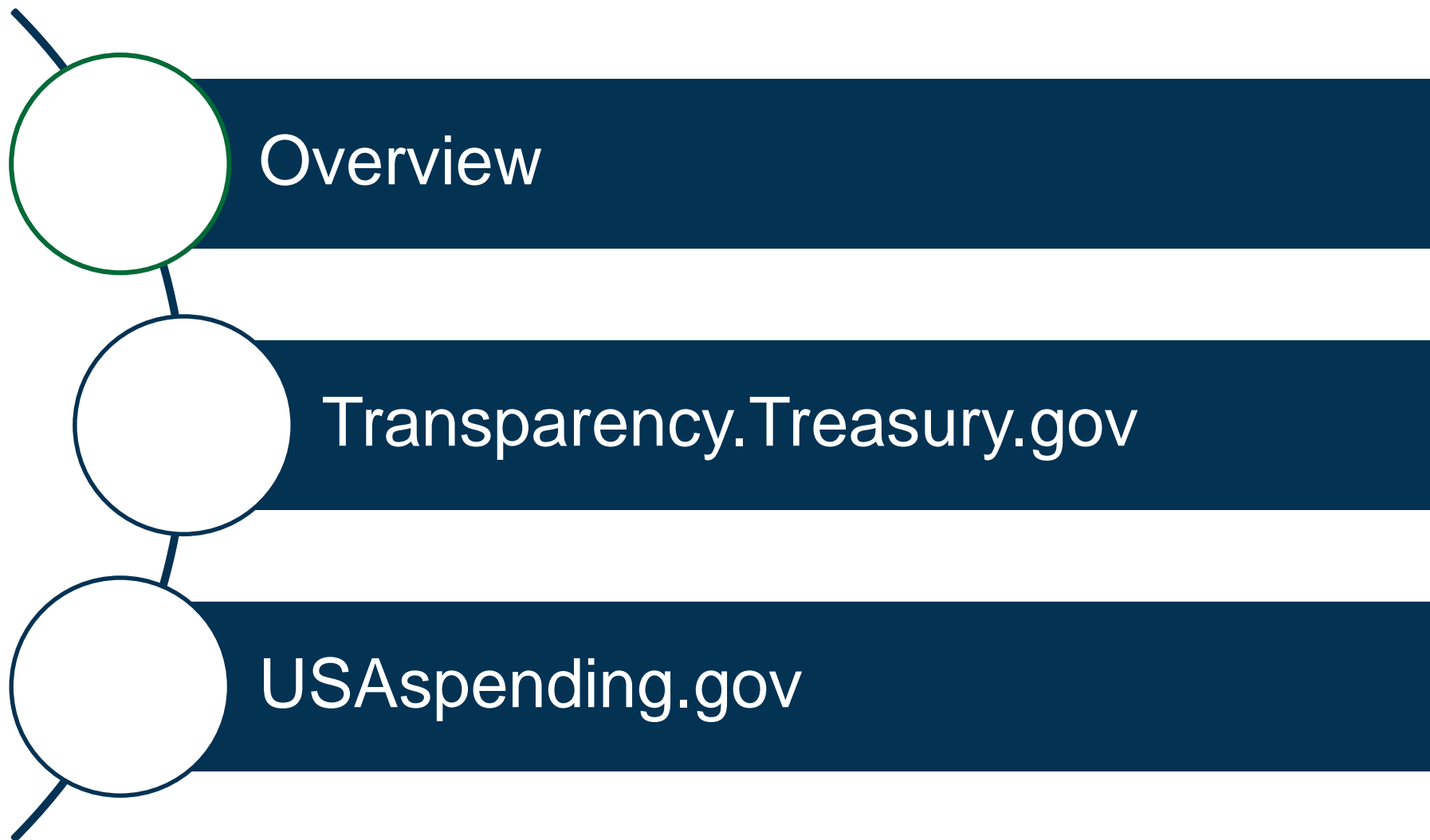
Concerned Citizen



Manny

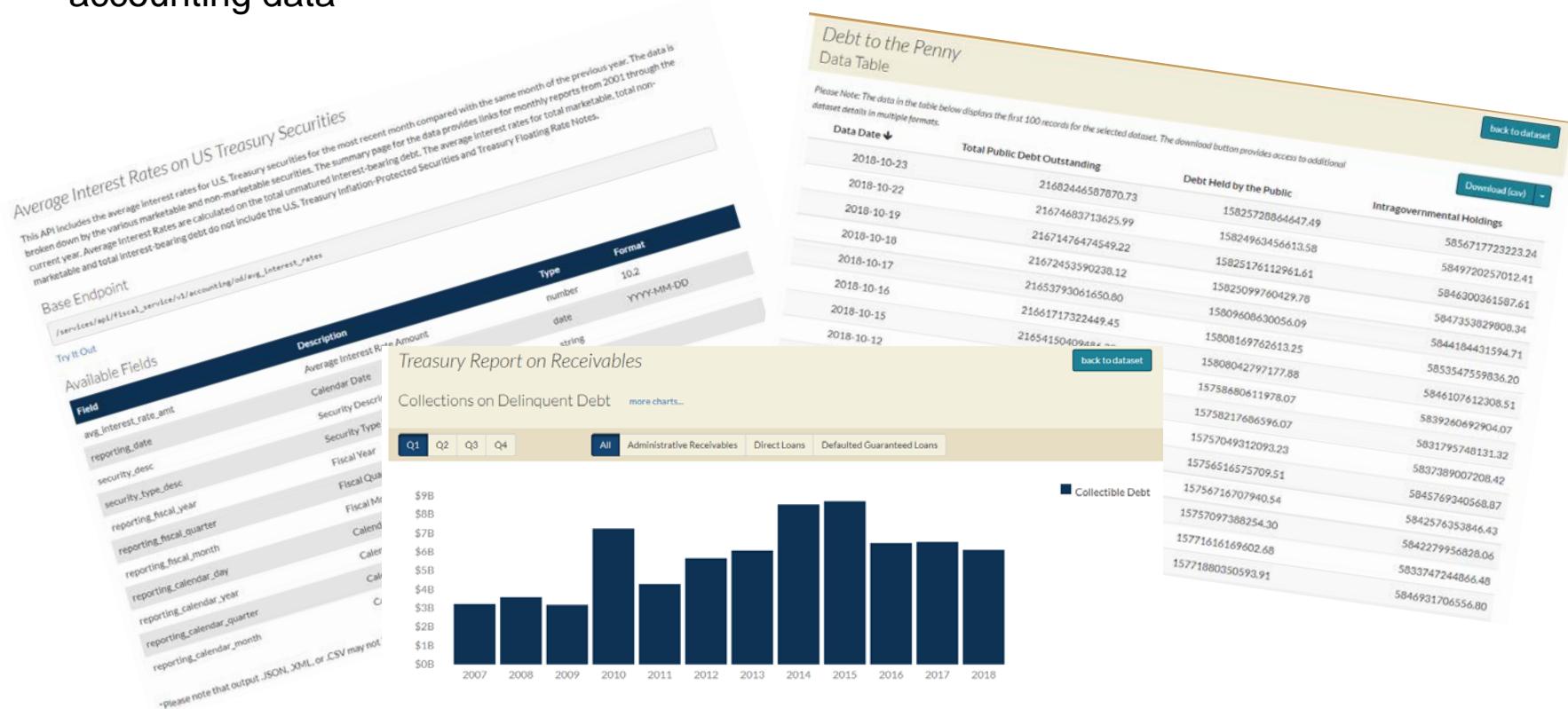
I want to be informed on **how the government is spending my money**. When I hear interesting news I want to know how it relates to my life. I tend to get frustrated when my search engine exploration does not lead me directly to a relevant story.

Contents



Transparency.Treasury.gov


- Transparency.Treasury.gov provides insights about federal government accounting, revenue collection, debt management, payment information, and other functions through APIs, interactive reports, graphics, and datasets
- Ideal for: librarians, economists, researchers, and students researching government accounting data



Dataset: Debt to the Penny

- An overview of the total outstanding public debt, broken down by intragovernmental holdings and public debt
- Updated at 3PM each day


▼ Articles

 [Debt to the Penny](#)

▼ Downloads

None

▼ Links

 <http://www.treasurydirect.gov/NP/debt/current>

▼ Related Datasets

None



Debt to the Penny

Data as of: 10/23/2018

Debt to the Penny is the total public debt outstanding reported daily. The Debt to the Penny is made up of intragovernmental holdings and debt held by the public, including securities issued by the U.S. Treasury. U.S. Treasury securities primarily consist of marketable Treasury securities (bills, notes and bonds), savings bonds and special securities issued to state and local governments. The Debt to the Penny is updated at 3 PM each business day for the previous business day's data.

[Access API documentation here](#)

Tags: [fiscal service](#), [treasury](#), [federal](#), [government](#), [open data](#), [debt](#), [accounting](#), [api](#)

Charts

Open Data Table Viewer				
Debt to the Penny - March, 2017				
Warning: Rows are not sorted				
Date	Total Public Debt Outstanding	Debt Held by the Public	Intragovernmental Holdings	
2017-01-01	15,845,820,113,537.00	14,349,126,640,000.00	1,496,694,473,537.00	
2017-01-02	15,845,862,796,667.00	14,347,180,479,200.00	1,498,683,317,467.00	
2017-01-03	15,845,902,376,007.00	14,345,240,340,000.00	1,499,662,036,007.00	
2017-01-04	15,845,941,956,287.00	14,343,299,200,000.00	1,502,642,756,287.00	
2017-01-05	15,845,981,536,567.00	14,341,358,060,000.00	1,504,623,476,567.00	
2017-01-06	15,846,021,116,847.00	14,339,416,920,000.00	1,506,604,196,847.00	
2017-01-09	15,846,060,697,127.00	14,337,475,780,000.00	1,508,584,917,127.00	
2017-01-10	15,846,100,277,407.00	14,335,534,640,000.00	1,510,565,637,407.00	
2017-01-11	15,846,139,857,687.00	14,333,593,500,000.00	1,512,546,357,687.00	
2017-01-12	15,846,179,437,967.00	14,331,652,360,000.00	1,514,527,077,967.00	
2017-01-16	15,846,218,018,247.00	14,329,711,220,000.00	1,516,507,798,247.00	

[Open Data Viewer](#)

APIs

TransparencyTreasury.gov

An official website of the U.S. Department of the Treasury

Home About Contact

Search for data...



Debt to the Penny

This API includes data elements related to Debt to the Penny. Debt to the Penny is the total public debt outstanding reported daily. The Debt to the Penny is made up of intragovernmental holdings and debt held by the public, including securities issued by the U.S. Treasury. U.S. Treasury securities primarily consist of marketable Treasury securities (bills, notes and bonds), savings bonds and special securities issued to state and local governments. The Debt to the Penny is updated at 3 PM each business day for the previous business day's data.

Base Endpoint

/services/api/fiscal_service/v1/accounting/od/debt_to_penny

Try It Out

Available Fields

Field	Description	Type	Format
data_date	Data Date	date	YYYY-MM-DD
debt_held_public_amt	Debt Held by the Public	number	10.2
intragov_hold_amt	Intragovernmental Holdings	number	10.2
tot_pub_debt_out_amt	Total Public Debt Outstanding		
reporting_calendar_year	Calendar Year		
reporting_calendar_month	Calendar Month Number		
reporting_calendar_day	Calendar Day Number		

*Please note that output .JSON, .XML, or .CSV may not include fields in this order

```
{
  "data": [
    {
      "reporting_calendar_year": "2018",
      "tot_pub_debt_out_amt": "12670402290932.00",
      "reporting_calendar_month": "10",
      "reporting_calendar_day": "24",
      "debt_held_public_amt": "1562007199038.14",
      "data_date": "2018-10-24",
      "intragov_hold_amt": "1064900009654.64"
    },
    {
      "reporting_calendar_year": "2018",
      "tot_pub_debt_out_amt": "12682444507879.00",
      "reporting_calendar_month": "10",
      "reporting_calendar_day": "23",
      "debt_held_public_amt": "1562522804447.49",
      "data_date": "2018-10-23",
      "intragov_hold_amt": "1059671232223.24"
    },
    {
      "reporting_calendar_year": "2018",
      "tot_pub_debt_out_amt": "12674603713631.99",
      "reporting_calendar_month": "10",
      "reporting_calendar_day": "22",
      "debt_held_public_amt": "15624861640611.58",
      "data_date": "2018-10-22",
      "intragov_hold_amt": "1064972057002.43"
    },
    {
      "reporting_calendar_year": "2018",
      "tot_pub_debt_out_amt": "1267476474549.22",
      "reporting_calendar_month": "10",
      "reporting_calendar_day": "19",
      "debt_held_public_amt": "1562517412941.63",
      "data_date": "2018-10-19",
      "intragov_hold_amt": "10649360161587.43"
    },
    {
      "reporting_calendar_year": "2018",
      "tot_pub_debt_out_amt": "12674513190219.15",
      "reporting_calendar_month": "10",
      "reporting_calendar_day": "18",
      "debt_held_public_amt": "15624897050429.78",
      "data_date": "2018-10-18",
      "intragov_hold_amt": "10649755162006.18"
    },
    {
      "reporting_calendar_year": "2018",
      "tot_pub_debt_out_amt": "1265793905659.80",
      "reporting_calendar_month": "10",
      "reporting_calendar_day": "17",
      "debt_held_public_amt": "1560906618005.09",
      "data_date": "2018-10-17",
      "intragov_hold_amt": "106484431534.12"
    },
    {
      "reporting_calendar_year": "2018",
      "tot_pub_debt_out_amt": "126517122449.39",
      "reporting_calendar_month": "10",
      "reporting_calendar_day": "16",
      "debt_held_public_amt": "156001672611.25",
      "data_date": "2018-10-16",
      "intragov_hold_amt": "105354755806.28"
    },
    {
      "reporting_calendar_year": "2018",
      "tot_pub_debt_out_amt": "1265014304048.10",
      "reporting_calendar_month": "10",
      "reporting_calendar_day": "15",
      "debt_held_public_amt": "1560004779177.97",
      "data_date": "2018-10-15",
      "intragov_hold_amt": "1064807613308.33"
    },
    {
      "reporting_calendar_year": "2018",
      "tot_pub_debt_out_amt": "12579791304801.14",
      "reporting_calendar_month": "10",
      "reporting_calendar_day": "12",
      "debt_held_public_amt": "1575580861379.07",
      "data_date": "2018-10-12",
      "intragov_hold_amt": "1063938692004.07"
    },
    {
      "reporting_calendar_year": "2018",
      "tot_pub_debt_out_amt": "12590614307.39",
      "reporting_calendar_month": "10",
      "reporting_calendar_day": "11",
      "debt_held_public_amt": "1575611180906.49",
      "data_date": "2018-10-11",
      "intragov_hold_amt": "1061179114813.12"
    },
    {
      "reporting_calendar_year": "2018",
      "tot_pub_debt_out_amt": "12594438133961.65",
      "reporting_calendar_month": "10",
      "reporting_calendar_day": "10",
      "debt_held_public_amt": "1575704912093.23",
      "data_date": "2018-10-10",
      "intragov_hold_amt": "1063738007228.42"
    },
    {
      "reporting_calendar_year": "2018",
      "tot_pub_debt_out_amt": "1259229156279.39",
      "reporting_calendar_month": "10",
      "reporting_calendar_day": "09",
      "debt_held_public_amt": "1575655257570.53",
      "data_date": "2018-10-09",
      "intragov_hold_amt": "106437614866.67"
    },
    {
      "reporting_calendar_year": "2018",
      "tot_pub_debt_out_amt": "12559293062761.09",
      "reporting_calendar_month": "10",
      "reporting_calendar_day": "05",
      "debt_held_public_amt": "1575574707940.54",
      "data_date": "2018-10-05",
      "intragov_hold_amt": "1064270153046.43"
    },
    {
      "reporting_calendar_year": "2018",
      "tot_pub_debt_out_amt": "1259377346883.19",
      "reporting_calendar_month": "10",
      "reporting_calendar_day": "04",
      "debt_held_public_amt": "1575757380234.38",
      "data_date": "2018-10-04",
      "intragov_hold_amt": "106427955638.96"
    },
    {
      "reporting_calendar_year": "2018",
      "tot_pub_debt_out_amt": "1258576383449.18",
      "reporting_calendar_month": "10",
      "reporting_calendar_day": "03",
      "debt_held_public_amt": "1575716139562.68",
      "data_date": "2018-10-03",
      "intragov_hold_amt": "106427442666.48"
    },
    {
      "reporting_calendar_year": "2018",
      "tot_pub_debt_out_amt": "12581813857156.21",
      "reporting_calendar_month": "10",
      "reporting_calendar_day": "02",
      "debt_held_public_amt": "15757188390593.93",
      "data_date": "2018-10-02",
      "intragov_hold_amt": "106463120056.80"
    },
    {
      "reporting_calendar_year": "2018",
      "tot_pub_debt_out_amt": "1258094833534.28",
      "reporting_calendar_month": "10",
      "reporting_calendar_day": "01",
      "debt_held_public_amt": "1575712463176.73",
      "data_date": "2018-10-01",
      "intragov_hold_amt": "106352400059.15"
    },
    {
      "reporting_calendar_year": "2018",
      "tot_pub_debt_out_amt": "1258009183389.22",
      "reporting_calendar_month": "09",
      "reporting_calendar_day": "28",
      "debt_held_public_amt": "1575713454312.45",
      "data_date": "2018-09-28",
      "intragov_hold_amt": "1073480490947.78"
    },
    {
      "reporting_calendar_year": "2018",
      "tot_pub_debt_out_amt": "1254378713469.98",
      "reporting_calendar_month": "09",
      "reporting_calendar_day": "27",
      "debt_held_public_amt": "1575720032144.44",
      "data_date": "2018-09-27",
      "intragov_hold_amt": "1068008183553.40"
    },
    {
      "reporting_calendar_year": "2018",
      "tot_pub_debt_out_amt": "12547889945049.28",
      "reporting_calendar_month": "09",
      "reporting_calendar_day": "26",
      "debt_held_public_amt": "15757009142584.05",
      "data_date": "2018-09-26",
      "intragov_hold_amt": "1070096820866.15"
    },
    {
      "reporting_calendar_year": "2018",
      "tot_pub_debt_out_amt": "124827690703.43",
      "reporting_calendar_month": "09",
      "reporting_calendar_day": "25",
      "debt_held_public_amt": "1575643809964.43",
      "data_date": "2018-09-25",
      "intragov_hold_amt": "1072101402306.80"
    },
    {
      "reporting_calendar_year": "2018",
      "tot_pub_debt_out_amt": "124751263447.53",
      "reporting_calendar_month": "09",
      "reporting_calendar_day": "24",
      "debt_held_public_amt": "1575611557784.00",
      "data_date": "2018-09-24",
      "intragov_hold_amt": "107436165629.13"
    },
    {
      "reporting_calendar_year": "2018",
      "tot_pub_debt_out_amt": "12485716176134.46",
      "reporting_calendar_month": "09",
      "reporting_calendar_day": "21",
      "debt_held_public_amt": "1576039490504.17",
      "data_date": "2018-09-21",
      "intragov_hold_amt": "1075065717089.29"
    },
    {
      "reporting_calendar_year": "2018",
      "tot_pub_debt_out_amt": "1248348832086.17",
      "reporting_calendar_month": "09",
      "reporting_calendar_day": "20",
      "debt_held_public_amt": "1576041713931.12",
      "data_date": "2018-09-20",
      "intragov_hold_amt": "1070081193305.15"
    },
    {
      "reporting_calendar_year": "2018",
      "tot_pub_debt_out_amt": "1248426980877.34",
      "reporting_calendar_month": "09",
      "reporting_calendar_day": "19",
      "debt_held_public_amt": "15759384966475.07",
      "data_date": "2018-09-19",
      "intragov_hold_amt": "1070125495942.13"
    },
    {
      "reporting_calendar_year": "2018",
      "tot_pub_debt_out_amt": "1248974761239.69",
      "reporting_calendar_month": "09",
      "reporting_calendar_day": "18",
      "debt_held_public_amt": "15759112183332.15",
      "data_date": "2018-09-18",
      "intragov_hold_amt": "1070091494904.12"
    },
    {
      "reporting_calendar_year": "2018",
      "tot_pub_debt_out_amt": "12480085106204.14",
      "reporting_calendar_month": "09",
      "reporting_calendar_day": "15",
      "debt_held_public_amt": "15759100801512.85",
      "data_date": "2018-09-15",
      "intragov_hold_amt": "106989566133.29"
    },
    {
      "reporting_calendar_year": "2018",
      "tot_pub_debt_out_amt": "1248243515551.63",
      "reporting_calendar_month": "09",
      "reporting_calendar_day": "14",
      "debt_held_public_amt": "1574300620899.59",
      "data_date": "2018-09-14",
      "intragov_hold_amt": "106934124570.09"
    },
    {
      "reporting_calendar_year": "2018",
      "tot_pub_debt_out_amt": "12481261213189.49",
      "reporting_calendar_month": "09",
      "reporting_calendar_day": "13",
      "debt_held_public_amt": "15743131814716.61",
      "data_date": "2018-09-13",
      "intragov_hold_amt": "1068364657393.48"
    },
    {
      "reporting_calendar_year": "2018",
      "tot_pub_debt_out_amt": "124807763851.63",
      "reporting_calendar_month": "09",
      "reporting_calendar_day": "12",
      "debt_held_public_amt": "1574444167019.73",
      "data_date": "2018-09-12",
      "intragov_hold_amt": "1068613166827.90"
    },
    {
      "reporting_calendar_year": "2018",
      "tot_pub_debt_out_amt": "1248464610704.94",
      "reporting_calendar_month": "09",
      "reporting_calendar_day": "11",
      "debt_held_public_amt": "1574491390864.93",
      "data_date": "2018-09-11",
      "intragov_hold_amt": "106901151111.49"
    },
    {
      "reporting_calendar_year": "2018",
      "tot_pub_debt_out_amt": "1245979037895.67",
      "reporting_calendar_month": "09",
      "reporting_calendar_day": "10",
      "debt_held_public_amt": "1575812431972.62",
      "data_date": "2018-09-10",
      "intragov_hold_amt": "1069366877734.45"
    },
    {
      "reporting_calendar_year": "2018",
      "tot_pub_debt_out_amt": "12454813180282.36",
      "reporting_calendar_month": "09",
      "reporting_calendar_day": "09",
      "debt_held_public_amt": "1575648395946.88",
      "data_date": "2018-09-09",
      "intragov_hold_amt": "106901151111.49"
    },
    {
      "reporting_calendar_year": "2018",
      "tot_pub_debt_out_amt": "1245459902101.16",
      "reporting_calendar_month": "09",
      "reporting_calendar_day": "08",
      "debt_held_public_amt": "15755057500663.00",
      "data_date": "2018-09-08",
      "intragov_hold_amt": "1067902105400.44"
    },
    {
      "reporting_calendar_year": "2018",
      "tot_pub_debt_out_amt": "1247480486844.12",
      "reporting_calendar_month": "09",
      "reporting_calendar_day": "07",
      "debt_held_public_amt": "15758444843924.49",
      "data_date": "2018-09-07",
      "intragov_hold_amt": "1068402122039.12"
    },
    {
      "reporting_calendar_year": "2018",
      "tot_pub_debt_out_amt": "1245539714627.36",
      "reporting_calendar_month": "09",
      "reporting_calendar_day": "06",
      "debt_held_public_amt": "1575822440272.73",
      "data_date": "2018-09-06",
      "intragov_hold_amt": "1067112112053.17"
    },
    {
      "reporting_calendar_year": "2018",
      "tot_pub_debt_out_amt": "124548463439.89",
      "reporting_calendar_month": "08",
      "reporting_calendar_day": "31",
      "debt_held_public_amt": "1575818123932.19",
      "data_date": "2018-08-31",
      "intragov_hold_amt": "1068448491713.44"
    },
    {
      "reporting_calendar_year": "2018",
      "tot_pub_debt_out_amt": "1245459902101.16",
      "reporting_calendar_month": "08",
      "reporting_calendar_day": "30",
      "debt_held_public_amt": "15755934577984.37",
      "data_date": "2018-08-30",
      "intragov_hold_amt": "106901151111.49"
    },
    {
      "reporting_calendar_year": "2018",
      "tot_pub_debt_out_amt": "1245491890821.41",
      "reporting_calendar_month": "08",
      "reporting_calendar_day": "29",
      "debt_held_public_amt": "1575724644449.44",
      "data_date": "2018-08-29",
      "intragov_hold_amt": "1071009152062.44"
    },
    {
      "reporting_calendar_year": "2018",
      "tot_pub_debt_out_amt": "1244171804693.43",
      "reporting_calendar_month": "08",
      "reporting_calendar_day": "28",
      "debt_held_public_amt": "1575724644449.44",
      "data_date": "2018-08-28",
      "intragov_hold_amt": "1071281307729.00"
    },
    {
      "reporting_calendar_year": "2018",
      "tot_pub_debt_out_amt": "1245539714627.36",
      "reporting_calendar_month": "08",
      "reporting_calendar_day": "27",
      "debt_held_public_amt": "1575862718474.36",
      "data_date": "2018-08-27",
      "intragov_hold_amt": "1070527687279.80"
    },
    {
      "reporting_calendar_year": "2018",
      "tot_pub_debt_out_amt": "1245539714627.36",
      "reporting_calendar_month": "08",
      "reporting_calendar_day": "26",
      "debt_held_public_amt": "1575862718474.36",
      "data_date": "2018-08-26",
      "intragov_hold_amt": "1070527687279.80"
    },
    {
      "reporting_calendar_year": "2018",
      "tot_pub_debt_out_amt": "1245539714627.36",
      "reporting_calendar_month": "08",
      "reporting_calendar_day": "25",
      "debt_held_public_amt": "1575862718474.36",
      "data_date": "2018-08-25",
      "intragov_hold_amt": "1070527687279.80"
    },
    {
      "reporting_calendar_year": "2018",
      "tot_pub_debt_out_amt": "1245539714627.36",
      "reporting_calendar_month": "08",
      "reporting_calendar_day": "24",
      "debt_held_public_amt": "1575862718474.36",
      "data_date": "2018-08-24",
      "intragov_hold_amt": "1070527687279.80"
    },
    {
      "reporting_calendar_year": "2018",
      "tot_pub_debt_out_amt": "1245539714627.36",
      "reporting_calendar_month": "08",
      "reporting_calendar_day": "23",
      "debt_held_public_amt": "1575862718474.36",
      "data_date": "2018-08-23",
      "intragov_hold_amt": "1070527687279.80"
    },
    {
      "reporting_calendar_year": "2018",
      "tot_pub_debt_out_amt": "1245539714627.36",
      "reporting_calendar_month": "08",
      "reporting_calendar_day": "22",
      "debt_held_public_amt": "1575862718474.36",
      "data_date": "2018-08-22",
      "intragov_hold_amt": "1070527687279.80"
    },
    {
      "reporting_calendar_year": "2018",
      "tot_pub_debt_out_amt": "1245539714627.36",
      "reporting_calendar_month": "08",
      "reporting_calendar_day": "21",
      "debt_held_public_amt": "1575862718474.36",
      "data_date": "2018-08-21",
      "intragov_hold_amt": "1070527687279.80"
    }
  ]
}
```



Dataset: Treasury Offset Program



Articles

- Fiscal Year 2017 - Government Delinquent Debt Information
- U.S. Government Debt Collection Activities
- Treasury Offset Program (TOP) Delinquent Debt Collections for States
- Treasury Offset Program API Documentation
- Treasury Offset Program to the Rescue

Downloads

- TOP - Collections - Data Download (csv)
- TOP - Column Name Descriptions (pdf)
- TOP - State Programs - Data Download (csv)

Links

None

Related Datasets

None

Treasury Offset Program

Data as of: 09/01/2018

The U.S. Department of the Treasury (Treasury) Bureau of the Fiscal Service (Fiscal Service) helps maximize delinquent debt recovery efforts through the Treasury Offset Program (TOP). The Treasury performs this function on behalf of the states as authorized by the Debt Collection Improvement Act of 1996 and other legal authorities.

[Access API documentation here](#)

Tags: fiscal service, treasury, federal, government, debt, collections, debt management, api

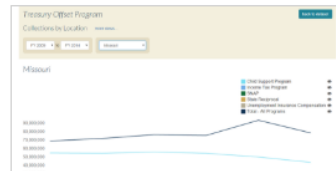
Charts



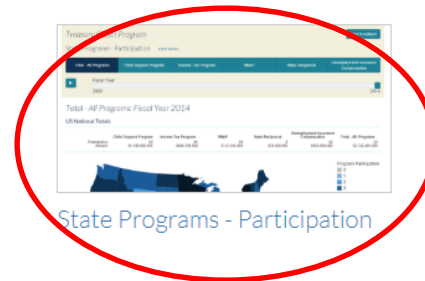
Offset Collections - Federal and State Agencies



State Programs - Collection



State Programs - Locations

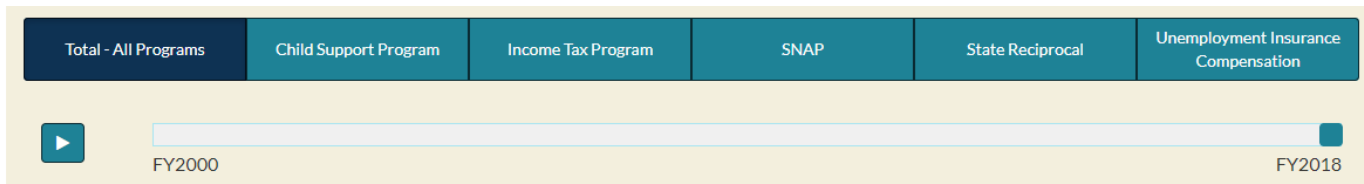


State Programs - Participation

Fiscal Year	State	Program	Summary
2014	MO	TOP	1,111,111,111
2013	MO	TOP	1,111,111,111
2012	MO	TOP	1,111,111,111
2011	MO	TOP	1,111,111,111
2010	MO	TOP	1,111,111,111
2009	MO	TOP	1,111,111,111

State Programs - Summary

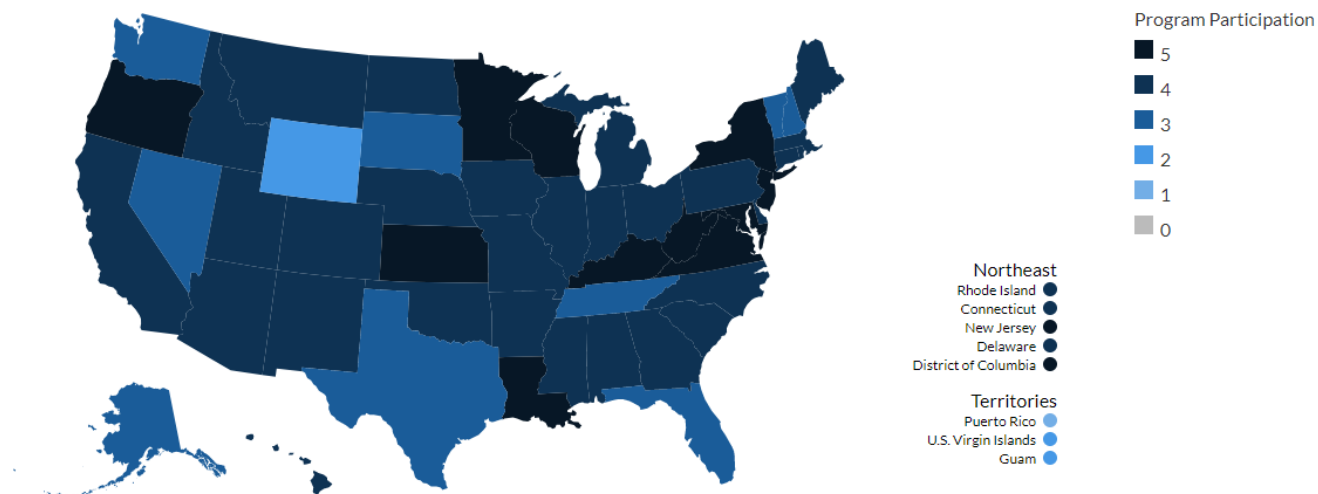
Dataset: Treasury Offset Program



Total - All Programs: Fiscal Year 2018 amounts in millions

US National Totals


	Child Support Program	Income Tax Program	SNAP	State Reciprocal	Unemployment Insurance Compensation	Total - All Programs
Participation	54	42	53	12	49	
Amount	\$1,759.5	\$563.5	\$207.8	\$83.5	\$300.3	\$2,914.6



Dataset: Interest Expense on the Debt Outstanding

- Data is updated monthly
- Users can download a CSV, view the data as a table on the webpage, or create an API


Articles

 Interest Expense on the Debt Outstanding

Downloads

None

Links

 http://www.treasurydirect.gov/govt/reports/ir/ir_expense.htm

Related Datasets

None



Interest Expense on the Debt Outstanding

Data as of: 10/31/2018

The Interest Expense on the Debt Outstanding includes the monthly interest for:

1. U.S. Treasury notes and bonds
2. Foreign and domestic series certificates of indebtedness, notes and bonds
3. Savings bonds
4. Government Account Series (GAS)
5. State and Local Government series (SLGs) and other special purpose securities.

Amortized discount or premium on bills, notes and bonds is also included in the monthly interest expense.

[Access API documentation here](#)

Tags: [fiscal service](#), [treasury](#), [federal](#), [government](#), [open data](#), [accounting](#)

Charts

Open Data Table Viewer			
Data as of: 10/31/2018			
Showing 10 of 10 rows			
Date/Year	Total Public Debt Outstanding	Debt Held by the Public	Intergovernmental Holdings
2017-01-01	19,445,805,013,587.00	\$4,349,734,000,000.00	1,494,294,882,700.00
2017-01-01	19,445,805,013,587.00	\$4,349,734,000,000.00	1,494,294,882,700.00
2017-01-01	19,445,805,013,587.00	\$4,349,734,000,000.00	1,494,294,882,700.00
2017-01-01	19,445,805,013,587.00	\$4,349,734,000,000.00	1,494,294,882,700.00
2017-01-01	19,445,805,013,587.00	\$4,349,734,000,000.00	1,494,294,882,700.00
2017-01-01	19,445,805,013,587.00	\$4,349,734,000,000.00	1,494,294,882,700.00
2017-01-01	19,445,805,013,587.00	\$4,349,734,000,000.00	1,494,294,882,700.00
2017-01-01	19,445,805,013,587.00	\$4,349,734,000,000.00	1,494,294,882,700.00
2017-01-01	19,445,805,013,587.00	\$4,349,734,000,000.00	1,494,294,882,700.00
2017-01-01	19,445,805,013,587.00	\$4,349,734,000,000.00	1,494,294,882,700.00

[Open Data Viewer](#)

Dataset: Interest Expense on the Debt Outstanding

Interest Expense Data Table

[back to dataset](#)

Please Note: The data in the table below displays the first 100 records for the selected dataset. The download button provides access to additional dataset details in multiple formats.

[Download \(csv\)](#)

Calendar Date ↓	Fiscal Year to Date Expense Amount	Expense Type Description	Expense Group Description	Current Month Expense Amount	Expense Category Description
2018-10-31	-303408890.08	Accrued Interest Collected on Issues	CASH BASIS GAS PAYMENTS	-303408890.08	INTEREST EXPENSE ON GOVT ACCOUNT SERIES
2018-10-31	15342185559.94	Treasury Notes	ACCRUED INTEREST EXPENSE	15342185559.94	INTEREST EXPENSE ON PUBLIC ISSUES
2018-10-31	7287370120.56	Treasury Bonds	ACCRUED INTEREST EXPENSE	7287370120.56	INTEREST EXPENSE ON PUBLIC ISSUES
2018-10-31	6870787548.41	Interest Payments	CASH BASIS GAS PAYMENTS	6870787548.41	INTEREST EXPENSE ON GOVT ACCOUNT SERIES
2018-10-31	4072484111.66	Treasury Bills	AMORTIZED DISCOUNT	4072484111.66	INTEREST EXPENSE ON PUBLIC ISSUES
2018-10-31	1002950217.62	Inflation Protected Securities (TIPS)	ACCRUED INTEREST EXPENSE	1002950217.62	INTEREST EXPENSE ON PUBLIC ISSUES
2018-10-31	756149660.80	Int. Expense Inflation Compensation (TIPS)	ACCRUED INTEREST EXPENSE	756149660.80	INTEREST EXPENSE ON PUBLIC ISSUES
2018-10-31	736401285.63	Treasury Floating Rate Notes (FRN)	ACCRUED INTEREST EXPENSE	736401285.63	INTEREST EXPENSE ON PUBLIC ISSUES
2018-10-31	530582497.23	Treasury Notes	AMORTIZED DISCOUNT	530582497.23	INTEREST EXPENSE ON PUBLIC ISSUES
2018-10-31	456158843.43	Inflation Compensation	CASH BASIS GAS PAYMENTS	456158843.43	INTEREST EXPENSE ON GOVT ACCOUNT SERIES
2018-10-31	291934483.92	Series E and EE	SAVINGS BONDS	291934483.92	INTEREST EXPENSE ON PUBLIC ISSUES

Dataset: Treasury Report on Receivables

Articles

Treasury Report on Receivables

U.S. Government Debt Collection Activities

Reporting Enhancements to the Treasury Report on Receivables

Treasury Report on Receivables API Documentation

Fiscal Year 2017 - Debt Collection Information

Downloads

TROR - Column Name Descriptions (pdf)

TROR - Glossary (pdf)

Links

None

Related Datasets

None

Treasury Report on Receivables

Data as of: 06/30/2018

The U.S. Department of the Treasury (Treasury) Report on Receivables and Debt Collection Activities (TROR) is the federal government's primary means for collecting data on the status of non-tax receivables (delinquent and non-delinquent debt) owed to the United States.

Beginning in Fiscal Year 2016, Treasury has implemented the requirements driven by the passage of the Digital Accountability and Transparency Act of 2014 (DATA Act), Public Law 113-101, Sec 5 (Debt Collection Improvement).

The DATA Act requires federal agencies to refer to the Treasury Offset Program legally enforceable non-tax debts that are greater than 120 days delinquent for Administrative Offset. The Act further requires the Secretary of the Treasury to report to Congress "any instance" in which agencies fail to meet the new referral requirement.

Historical trends will not be available prior to 2016 for DATA Act compliance as the information was not required prior to FY 2016.

[Access API documentation here](#)

Tags: [fiscal service](#), [treasury](#), [federal](#), [government](#), [debt](#), [collections](#), [debt management](#), [api](#), [state](#)

Charts



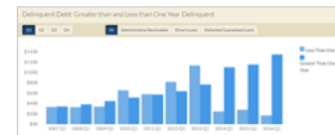
Collections on Delinquent Debt



Collections on Receivables



Delinquent Debt By Age



Delinquent Debt: Greater than and Less than One Year Delinquent

Dataset: The Gold Reserve

- Status report, updated at the end of the month
- Reflects gold bullion and gold coins owned by the federal government
- Our infographic provides overview and context

Gold Reserve

Data Table

[back to dataset](#)

Please Note: The data in the table below displays the first 100 records for the selected dataset. The download button provides access to additional dataset details in multiple formats.

[Download \(csv\)](#)

Data Date ↓	Book Value	Facility Description	Location Description	Fine Troy Ounces	Form Description
2018-9-30	15936.11	Federal Reserve Bank-Held Gold	Federal Reserve Banks - display	377.434	Gold Coins
2018-9-30	564805851.07	Federal Reserve Bank-Held Gold	Federal Reserve Banks - NY Vault	13376987.724	Gold Bullion
2018-9-30	84162.40	Federal Reserve Bank-Held Gold	Federal Reserve Banks - display	1993.321	Gold Bullion
2018-9-30	2282841677.17	Mint-Held Gold - Deep Storage	West Point, NY	54067331.379	Gold Bullion
2018-9-30	6221097412.78	Mint-Held Gold - Deep Storage	Fort Knox, KY	147341858.382	Gold Bullion
2018-9-30	1851599995.81	Mint-Held Gold - Deep Storage	Denver, CO	43853707.279	Gold Bullion
2018-9-30	117513614.74	Mint-Held Treasury Gold - Working Stock	All locations - Coins, blanks, miscellaneous	2783218.656	Gold Coins
2018-9-30	3101307.82	Federal Reserve Bank-Held Gold	Federal Reserve Banks - NY Vault	73452.066	Gold Coins
2018-8-31	117513614.74	Mint-Held Treasury Gold - Working Stock	All locations - Coins, blanks, miscellaneous	2783218.656	Gold Coins
2018-8-31	6221097412.78	Mint-Held Gold - Deep Storage	Fort Knox, KY	147341858.382	Gold Bullion
2018-8-31	2282841677.17	Mint-Held Gold - Deep Storage	West Point, NY	54067331.379	Gold Bullion
2018-8-31	1851599995.81	Mint-Held Gold - Deep Storage	Denver, CO	43853707.279	Gold Bullion
2018-8-31	564805851.07	Federal Reserve Bank-Held Gold	Federal Reserve Banks - NY Vault	13376987.724	Gold Bullion
2018-8-31	3101307.82	Federal Reserve Bank-Held Gold	Federal Reserve Banks - NY Vault	73452.066	Gold Coins
2018-8-31	15936.11	Federal Reserve Bank-Held Gold	Federal Reserve Banks - display	377.434	Gold Coins
2018-8-31	84162.40	Federal Reserve Bank-Held Gold	Federal Reserve Banks - display	1993.321	Gold Bullion
2018-7-31	3101307.82	Federal Reserve Bank-Held Gold	Federal Reserve Banks - NY Vault	73452.066	Gold Coins

Contents



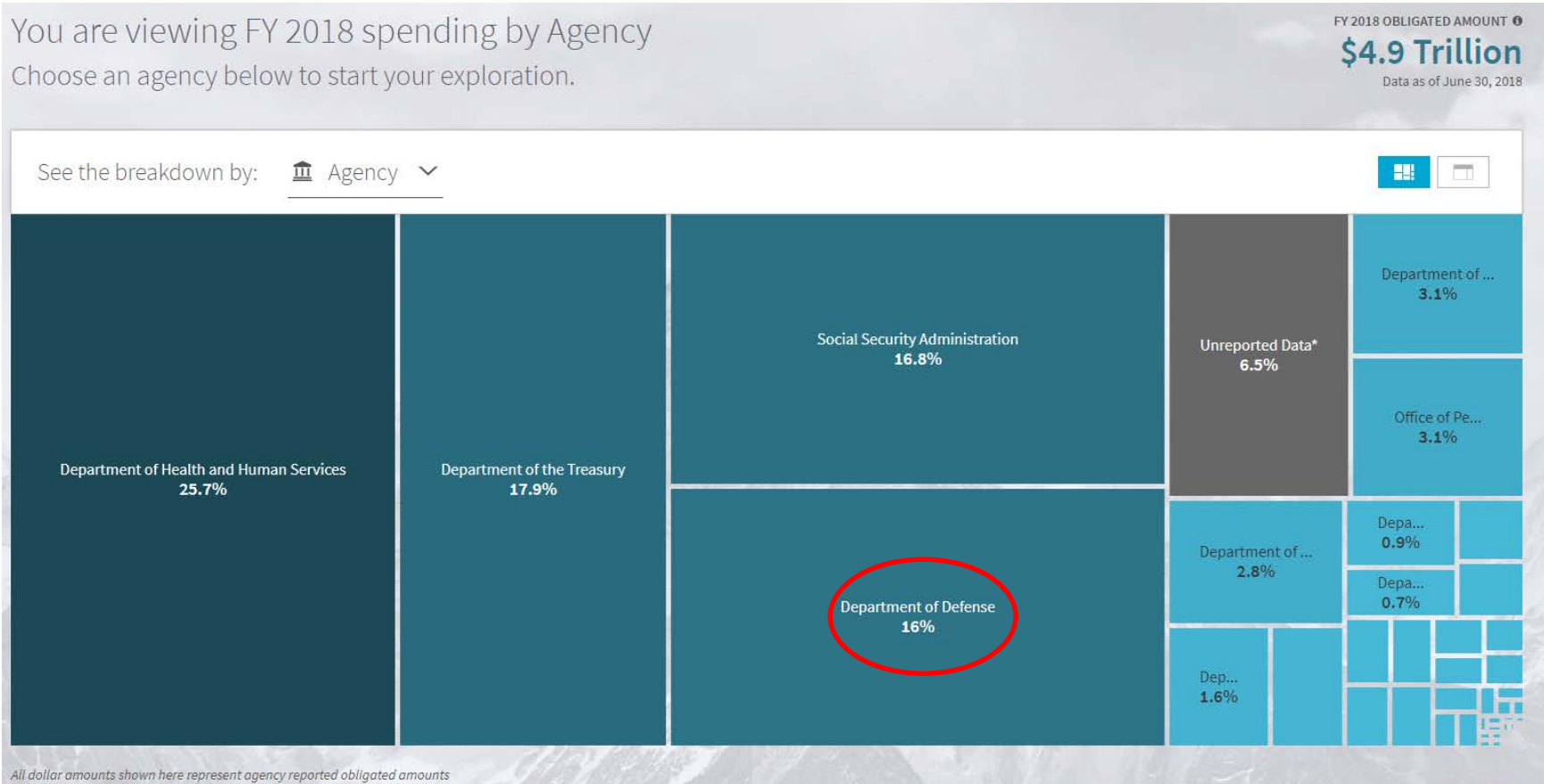
Overview

Transparency.Treasury.gov

USAspending.gov

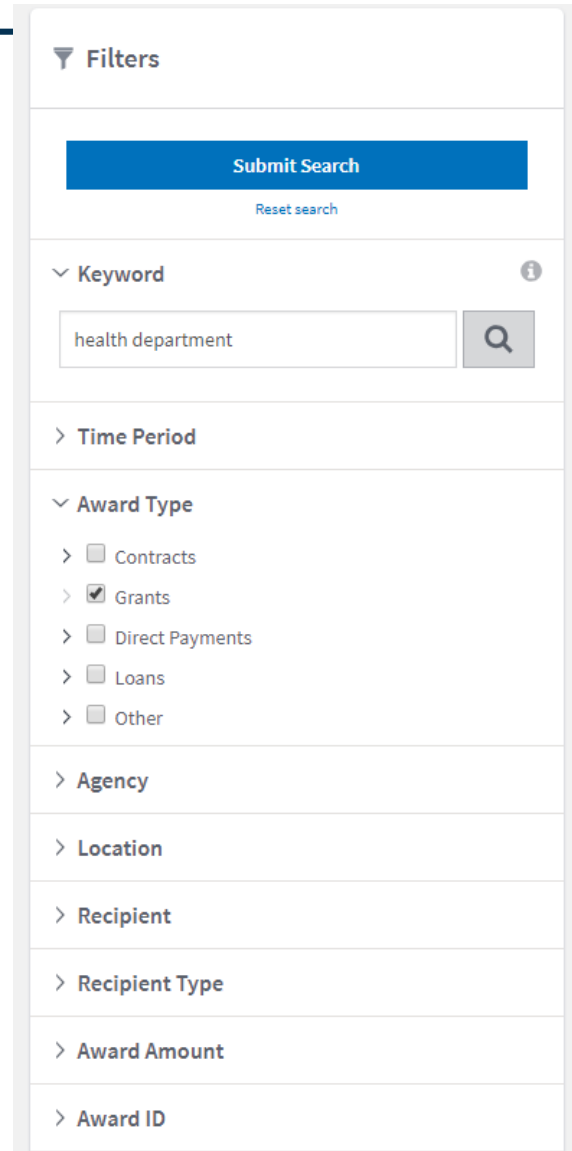
USAspending.gov

- Spending breakdowns, award data, profiles of entities that have received federal money
- Ideal for: researchers, librarians and journalists investigating government spending
- Ex: Which agencies were responsible for the most spending in FY2018?



USAspending.gov

- Search for grants, contracts, payments, and loans
- Filter by keyword, time period, agency, recipient, location, and more
- Includes state level data



The image shows a sidebar for the USAspending.gov search interface. At the top, there is a 'Filters' header with a funnel icon. Below this is a blue 'Submit Search' button and a smaller 'Reset search' link. The 'Keyword' section features a search input field containing 'health department' and a magnifying glass icon. Below the keyword section are several expandable filter categories, each with a right-pointing chevron: 'Time Period', 'Award Type', 'Agency', 'Location', 'Recipient', 'Recipient Type', 'Award Amount', and 'Award ID'. The 'Award Type' section is expanded, showing a list of options with checkboxes: 'Contracts', 'Grants' (which is checked), 'Direct Payments', 'Loans', and 'Other'.

USAspending.gov

- Over 2,000,000 grants were awarded across all fiscal years
- Use the Award ID to view details for a specific grant

Filters

Submit Search

Reset search

Keyword

health department

Time Period

Award Type

Contracts

Grants

Direct Payments

Loans

Other

Agency

Location

Recipient

Recipient Type

Award Amount

Award ID

CFDA Program

2 Active Filters:

TIME PERIOD

All Fiscal Years

AWARD TYPE

All Grants

TABLE

TIME

MAP

CATEGORIES

Prime Awards

Sub-Awards

Spending by Prime Award

Contracts 0

Grants 2,608,333

Direct Payments 0

Loans 0

Other 0

Award ID	Recipient Name	Start Date	End Date	Award Amount	Awarding Agency
1805CA5MAP	DEPARTMENT OF HEALTH CARE SE...	7/1/2017	9/30/2017	\$65,321,875,000	Department of Health and H
1705CA5MAP	DEPARTMENT OF HEALTH CARE SE...	1/1/2017	6/30/2017	\$53,273,819,966	Department of Health and H
1805NY5MAP	HEALTH, NEW YORK DEPARTMENT ...	10/1/2017	12/31/2017	\$38,931,141,679	Department of Health and H
1705NY5MAP	HEALTH, NEW YORK DEPARTMENT ...	10/1/2017	12/31/2017	\$37,292,891,045	Department of Health and H
1805TX5MAP	HEALTH AND HUMAN SERVICES CO...	10/1/2017	12/31/2017	\$21,875,098,029	Department of Health and H
1705TX5MAP	HEALTH AND HUMAN SERVICES CO...	10/1/2017	12/31/2017	\$20,111,387,375	Department of Health and H
1805PA5MAP	HUMAN SERVICES, PENNSYLVANIA ...	10/1/2017	12/31/2017	\$17,833,632,120	Department of Health and H
CA20164	DEPARTMENT OF HEALTH CARE SE...	7/1/2016	9/30/2016	\$17,419,118,000	Department of Health and H
1705PA5MAP	HUMAN SERVICES, PENNSYLVANIA ...	10/1/2017	12/31/2017	\$17,102,582,211	Department of Health and H
1805FL5MAP	HEALTH CARE ADMINISTRATION, F...	10/1/2017	12/31/2017	\$16,056,069,238	Department of Health and H

USAspending.gov

- View details on sub-agency information, award amounts, and program information

Grant Summary

Award ID
1805CA5MAP

Awarding Agency ▾
Department of Health and Human Services
Sub-Agency
Centers for Medicare and Medicaid Services

Recipient
CALIFORNIA PROGRAM DHS
Address
CALIFORNIA DEPARTMENT OF HEALTH
CARE SERVICES 1501 CAPITOL AVE
SACRAMENTO, CA 95814
Congressional District: CA-06
DUNS
796528263
Parent DUNS
071549000
Business Types
STATE GOVERNMENT

Award Amounts

This grant was awarded to California Program Dhs for \$65,321,875,000.


Total Award Amount:
\$65,321,875,000

Award Details

Description	MEDICAID ENTITLEMENT FOR 7 - FY 2017 QUARTER 4 - T19
Period of Performance	07/01/2017 - 09/30/2017 (2 months)
Primary Place of Performance	CA Congressional District: CA-90
Grant Type	FORMULA GRANT (A)
CFDA Program	93.778 - MEDICAL ASSISTANCE PROGRAM
CFDA Program Description	To provide financial assistance to States for payments of medical assistance on behalf of cash assistance recipients, children, pregnant women, and the aged who... More ▾

Page 20

LEAD · TRANSFORM · DELIVER

 BUREAU OF THE
Fiscal Service
U.S. DEPARTMENT OF THE TREASURY



Questions?

Contact us at fir@stls.frb.org